



ARLINGTON RENEGADES

GAME NOTES



GAME EIGHT



3-4 (2-2)

ARLINGTON RENEGADES

**AT
DC DEFENDERS**



SUNDAY • MAY 18 • 11 AM CT

AUDI FIELD

WASHINGTON, D.C.



5-2 (3-1)

HEAD COACH: SHANNON HARRIS

UFL Record: 5-2 (.714)

XFL Conference Record 3-1 (.750)

HEAD COACH: BOB STOOPS

UFL Record: 3-4 (.429)

XFL Conference Record 2-2 (.500)

LET ME CHECK MY SCHEDULE

The Arlington Renegades will play 10 regular season games during the 2025 UFL season. The team will play six games against division foes - D.C., San Antonio, and St. Louis (one home, one road) - and four games against non-division opponents - Birmingham, Houston, Memphis, and Michigan. Below are a few scheduling nuggets:

- Arlington will take part in home openers during Week 1 (at home) and Week 3 (at Birmingham)
- Six of the team's 10 games will be played in Texas (5 home, 1 road)
- Each of the team's 10 games will be played in the Central or Eastern time zone

POST-GAME PRESS CONFERENCE INFORMATION

The Arlington Renegades Post-Game Press Conference will begin immediately following the conclusion of the game. Media members can access the press conference using the link below and are encouraged to join early to ensure they don't miss any part of it.

To ask a question, please use the "Raise Hand" feature.

Join Zoom Meeting:

<https://xfl.zoom.us/j/89485486083?pwd=ERoPGhRKGHNAaWteFpmD6UOUPghTG6.1>

Meeting ID: 894 8548 6083

Passcode: 302053

★ AVAILABILITY ★

Monday, May 12

10 a.m. - 12 p.m.

Post practice:

Practice

Player Availability

Tuesday, May 13

10 a.m. - 12 p.m.

Post practice:

Practice

Player Availability

Wednesday, May 14

10 a.m. - 11:30 a.m.

Post walk-through:

Walk-Through

Bob Stoops Availability

Luis Perez Availability

Thursday, May 15

No Availability

Friday, May 16

No Availability

Saturday, May 17

No Availability

Saturday, May 17

11 a.m.

Kickoff at DC

RENEGADES AT HOME

March 29 vs. San Antonio - Return of the Bandit

- Celebrating the return of Renegades football in a night of excitement, pride, and pure renegades spirit!

April 6 vs. Houston - Hats off to Heroes

- Honoring military, first responders and all those who serve in our communities. Wear your hat high as we salute our heroes!

April 19 vs. St. Louis - Her Game Day

- Celebrating women and girls in sports, this game highlights the incredible women in our community and their impact on football.

April 27 vs. DC - Celebration of Football

- A day dedicated to the passion and excitement of the game we all love - Renegades football!

May 10 vs. Michigan - Fan Appreciation Night

- This day is all about YOU, the heart and soul of the Renegades! Thank you for all of your support at home this season.

2025 SCHEDULE

1		SAN ANTONIO BRAHMAS CHOCTAW STADIUM SATURDAY, MARCH 29 W (33-9) Attendance: 10,114	FOX
2		HOUSTON ROUGHNECKS CHOCTAW STADIUM SUNDAY, APRIL 6 W (11-9) Attendance: 9,582	ESPN
3		BIRMINGHAM STALLIONS AT PROTECTIVE STADIUM FRIDAY, APRIL 11 L (10-9) Attendance: 10,126	FOX
4		ST. LOUIS BATTLEHAWKS CHOCTAW STADIUM SATURDAY, APRIL 19 W (30-15) Attendance: 9,614	abc
5		DC DEFENDERS CHOCTAW STADIUM SUNDAY, APRIL 27 L (37-33) Attendance: 9,544	ESPN
6		ST. LOUIS BATTLEHAWKS AT THE DOME AT AMERICA'S CENTER FRIDAY, MAY 2 L (12-6) Attendance: 26,684	FOX
7		MICHIGAN PANTHERS CHOCTAW STADIUM SATURDAY, MAY 10 L (24-25) Attendance: 9,963	FOX
8		DC DEFENDERS AT AUDI FIELD SUNDAY, MAY 18 11:00 AM CT	abc
9		MEMPHIS SHOWBOATS AT SIMMONS BANK LIBERTY STADIUM SATURDAY, MAY 24 11:00 AM CT	abc
10		SAN ANTONIO BRAHMAS AT ALAMODOME SUNDAY, JUNE 1 11:00 AM CT	abc



ACROSS THE LEAGUE

FRIDAY, MAY 16
Memphis at San Antonio Brahmas - 7 PM CT (FOX)

SATURDAY, MAY 17
Birmingham Stallions at St. Louis Battlehawks - 12 PM CT (FOX)
Michigan Panthers at Houston Roughnecks - 12 PM CT (FOX)

SUNDAY, MAY 18
Arlington Renegades at DC Defenders - 11 AM CT (ABC)

ARLINGTON RENEGADES COMMUNICATIONS



SARA LITTLEJOHN
Communications Manager
sara.littlejohn@uflrenegades.com
916-599-6111



DAVID GORIOLA
Communications Coordinator
david.goriola@xfl.com
214-606-1241

media wishing to cover throughout the week please email Sara Littlejohn: sara.littlejohn@uflrenegades.com



HOW THE HOUSES WERE BUILT

ABOUT CHOCTAW STADIUM



The Texas Rangers and Choctaw Casinos & Resorts announced a multi-year naming rights partnership for the former Globe Life Park in Arlington in August 2021, re-naming the venue Choctaw Stadium. In addition to hosting the Renegades, Choctaw Stadium is home to the Dallas Jackals (Major League Rugby) and North Texas Soccer Club (MLS Next Pro), while also hosting multiple high school and college football games each year.

To be ready for the 2020 XFL season, Choctaw Stadium underwent a \$10 million renovation completed by Manhattan Construction in 115 days. The renovation included the following:

- A new seating structure was added in what was formerly left field to accommodate 4,000 more fans and create a more intimate atmosphere.
- 18 rows of seats and the dugout along what used to be the third base line were demolished.
- A new network television broadcast booth, plus coaches' booths for the home and visiting teams were added at the 50-yard line.
- Seating in corners of each end zone were reconfigured to accommodate marching bands.
- Over 200 sports light fixtures were relocated/re-aimed to be accommodate football and soccer play and broadcast quality.
- Two new locker rooms in what were previously batting cages were added to accommodate multiple events on the same day.
- More than 90,000 square feet of grass and dirt were removed.
- An unmarked, synthetic grass by Shaw Sports Turf was added.

★ CHOCTAW STADIUM ★

IMPORTANT DATES

- **October 24, 1990** – An agreement between the Texas Rangers and the City of Arlington to build a new stadium is announced.
- **April 24, 1992** – Construction begins.
- **April 1, 1994** – The first game is played in the venue, an exhibition baseball game versus the New York Mets.
- **April 11, 1994** – The Texas Rangers play their first regular season game in Choctaw Stadium, then known as The Ballpark in Arlington. The Milwaukee Brewers defeat the Rangers, 4-3.
- **September 29, 2019** – The final baseball game is played at the stadium, as the Rangers defeat the New York Yankees, 6-1.
- **February 9, 2020** – The first professional football game in the stadium is played when the Dallas Renegades host the St. Louis BattleHawks.
- **August 25, 2021** – The Texas Rangers and Choctaw Casinos & Resorts announce a multi-year naming rights partnership to re-name the venue Choctaw Stadium.

FACTS AND FIGURES

- **Design Architect** - David M. Schwarz Architectural Services (Washington, D.C.)
- **Architect of Record** - HKS, Inc.
- **114 feet** - Measurement from street level to top of the roof canopy.
- **2,100+** - The number of regular season and postseason baseball games played at Choctaw Stadium.
- **35,000** - Square feet in the four-story office building that encloses the structure between the stands.
- **1,400,000** - Approximate square footage inside Choctaw Stadium.
- **\$191 Million** - Cost of the overall project to build Choctaw Stadium.
- **67 Million+** - Number of fans that have witnessed sporting events at the stadium.

ABOUT THE UFL



XFL CONFERENCE

- Arlington Renegades
- D.C. Defenders
- San Antonio Brahmas
- St. Louis Battlehawks

USFL CONFERENCE

- Birmingham Stallions
- Houston Roughnecks
- Memphis Showboats
- Michigan Panthers

The United Football League (UFL) kicked off on March 30, 2024 as the premier spring football platform, formed by the merging of the XFL and USFL in 2024. The UFL has eight teams in Arlington (TX), Birmingham (AL), Detroit (MI), Houston (TX), San Antonio (TX), Memphis (TN), St. Louis (MO), and Washington, D.C. The eight UFL teams are divided into conferences that represent the two former leagues.

UFL RULES

The United Football League (UFL) has adopted a number of innovative rules from both previous leagues to deliver an exciting, fast-paced game with plenty of action.

Points After Touchdown

Teams will have three scrimmage play options following a touchdown.

- 2-yard line = 1 point for a successful try
- 5-yard line = 2 points for a successful try
- 10-yard line = 3 points for a successful try

Kickoffs

Kickoffs will now start from the 30-yard line. The 10 remaining players on the kickoff team will now line up at the receiving team's 40-yard line. The receiving team's setup zone now stretches from their 35-yard line to the 30-yard line, and they must have at least nine players in that zone. The landing zone for the kickoff will span from the receiving team's 20-yard line to the goal line, and the ball must reach this landing zone or it will be spotted at the 40-yard line. There will be two touch back spots: the 35-yard line for balls kicked into the end zone and the 20-yard line for balls that land in the landing zone and then enter the end zone.

Two Forward Passes

Teams will be allowed, as they were in both leagues last season, to throw two forward passes on one play. The ball cannot cross the line of scrimmage at any time prior to the second forward pass being thrown.

Onside Kicks

The league has eliminated this option. The kickoff team will be able to retain possession of the ball with a fourth down and 12-yard scrimmage play from its own 28-yard line.

Replay Reviews

The officiating department may stop a game at any time before the ball is next legally put in play to review a play if there is reasonable evidence to believe an error was made and it would have a direct, competitive impact on the game. Any call or non-call related to player safety is also subject to review at any point, as well as any officiating ruling in the last five minutes of the or overtime that is obviously incorrect and will have a significant impact on the outcome.

Coach Challenges

Each coach may challenge any ruling, including fouls or potential fouls, provided the team has a timeout. The head coach will earn a second challenge if the first challenge is successful.



★ PLAYER HIGHLIGHTS VS. DC ★

Deontay Burnett – WR

Served as the teams leading receiver, reeling in three receptions for 78 yards and one touchdown in his last game against DC.

Ajene Harris – CB

Registered six tackles, one tackle for loss, two pass breakups and an interception in his last meetup with the Defenders.

Lucas Havrisik – K

Connected on all three of his field goals from 39, 42, and 47 yards out in his last game against DC.

Donald Payne – LB

Tied for the team lead with seven tackles while also adding one tackle for loss in his last meetup with the Defenders.

Luis Perez – QB

Completed 23-of-33 passes (69.7%) for 268 yards and one touchdowns with one interception in his last game against DC.

★ ARLINGTON VS. XFL CONF. ★

The Arlington Renegades updated record against XFL conference opponents, dating back to the 2023 season is as follows:

Arlington Renegades Record vs. XFL Conference Opponents

Team	W	L	T	Win%
DC	2	3	0	.400
San Antonio	2	3	0	.400
St. Louis	2	4	0	.333

★ SERIES HISTORY ★

The first time the Renegades and Defenders met was in 2023 in Week 9 of the regular season. Since then, the teams have met four times including one time in the postseason for the XFL Championship contest. Here's a look at the series history:

Date	Loc.	Arl W/L	Score	Date	Loc.	Arl W/L	Score
4/16/23	DC	L(OT)	26-28	6/2/24	DC	W	32-31
5/13/23*	SA	W	35-26	4/27/25	ARL	L	33-37
4/13/24	ARL	L	28-29				

*denotes XFL Championship

★ FIRST TIME, LAST TIME ★

The inaugural matchup between Renegades and Defenders was scheduled for March 15, 2020 but the game was canceled due to COVID-19 so the first time these teams met on the gridiron was in XFL 2.0 in 2023. Arlington traveled to DC in Week 9 of the regular season where they fell to the Defenders, 28-26 in overtime.

The last time Arlington and the DC went toe-to-toe was earlier this season. The Defenders rallied in the fourth quarter to pull off a stunning come-for-behind win against the Renegades, 37-33 at Choctaw Stadium.

★ INSIDE THE SERIES HISTORY ★

The series between the Arlington Renegades and the DC Defenders began in 2023. In total, the teams have met five times, including one postseason contest.

In the four games of the series there has been:

- * One games decided by double digits
- * Three game decided by less than two points
- * A XFL Championship victory by the Renegades in 2023
- * A 9-point win by Arlington (5/13/23) - biggest series win
- * 154 points scored by Arlington throughout the series
- * 151 points scored by DC throughout the series
- * A 1-1 record for Arlington playing at DC

★ 2025 STAT COMPARISON ★

(league ranking)

	Renegades	Defenders
Record	3-4	5-2
Scoring Avg. (UFL rank)	20.9 (4)	23.3 (2)
Opp. Scoring Avg. (UFL rank)	16.7 (3)	22.4 (7)
Total Off. (UFL rank)	2008 (4)	2376 (1)
Rushing Off. Yd/Gm. (UFL rank)	93.1 (6)	94.4 (5)
Passing Off. (UFL rank)	1356 (3)	1715 (1)
Tackles (UFL rank)	398 (8)	451 (7)
Passes Defended (UFL rank)	48 (1)	32 (6)
Sacks (UFL rank)	19.0 (T-1)	19.0 (T-1)
Kickoff Return Avg.	22.9 (5)	22.0 (6)
Punt Return Avg.	10.7 (6)	11.4 (4)
Turnover Margin	1 (4)	6 (1)

★ ARLINGTON VS. USFL CONF. ★

The Arlington Renegades updated record against USFL conference opponents, dating back to the 2024 season is as follows:

Arlington Renegades Record vs. USFL Conference Opponents

Team	W	L	T	Win%
Birmingham	0	2	0	.000
Houston	1	1	0	.500
Memphis	1	0	0	1.000
Michigan	0	2	0	.000

★ TEXAS TIES ★

The Arlington Renegades have two players that hail from the Lone Star State: DE Chris Odom (Arlington, TX) and WR LuJuan Winningham (Humble, TX).

Additionally, two other players on the roster played college football in the state Texas: LS Antonio Ortiz (TCU) and QB Luis Perez (Texas A&M-Commerce).

★ ROSTER MAKEUP ★

Over the last two seasons, the Renegades opening-day 50-man roster has been constructed with an average of 34% returning players and 66% newcomers:

Season	Returning%	New%
2025	44.0%	56.0%
2024	24.0%	76.0%
2023	N.A	100.0%

★ BAND BACK TOGETHER ★

Head coach Bob Stoops has brought back 16 players on his roster that were a part of the 2023 XFL Championship Game, highlighted by XFL Championship Game MVP QB Luis Perez.

Other notable players returning include WRs JaVonta Payton, Tyler Vaughns and LuJuan Winningham, TE Sal Cannella, LBs Will Clarke, Donald Payne and Willie Taylor III, DBs Joe Powell and Jamal Carter, P Marquette King, and LS Antonio Ortiz.

Three players who were All-UFL honorees in 2024 are on the current roster: P Marquette King (Arlington Renegades) on special teams as well as DE Chris Odom (Houston Roughnecks) and DB Ajene Harris (Arlington Renegades) on defense.

Head Coach Bob Stoops is also back for a fourth season along with six members of his previous coaching staff.



OFFENSIVE NOTES



★ LEADING MAN ★

Luis Perez who led the UFL last season in every major passing category has been a standout on the Renegades this season. Below is a breakdown of where Perez ranks amongst UFL passers this season:

Luis Perez 2025 Stats - UFL Rank			
Stats	Total		Rank
Total Yards	1455		2nd
Completions	146		1st
Completion Percentage	71.2%		1st
Attempts	205		2nd
Total Offense	1495		3rd

★ YARDS, YARDS, YARDS ★

The Renegades offense has been explosive this season, moving the ball all across the field. Below is a breakdown of total offense across the league:

Total Offense - UFL Rank		
Team	Total	Avg/G
DC Defenders	2376	339.4
Michigan Panthers	2347	335.3
Birmingham Stallions	2058	294.0
Arlington Renegades	2008	286.9
Memphis Showboats	1848	264.0

★ PREMIER BACKFIELD ★

First-year Renegade Kalen Ballage and second-year standout Dae Hunter have consistently delivered strong performances on the ground, piling up rushing yards week after week. Together, they form the only running back duo from the same team ranked in the league's top five rushers.

Individual Rushing Yards - UFL 2025				
Player / Team	Att.	Yds.	Avg.	TDs
Jacob Saylor / STL	91	348	3.8	4
Kalen Ballage / ARL	65	306	4.7	2
Bryce Perkins / Mich	47	269	5.7	5
Deon Jackson / DC	61	268	4.4	2
Toa Taua / Mich	57	264	4.6	5
Dae Hunter / ARL	81	262	3.2	1

★ HEY FIRST AND TEN ★

The Renegades offense has racked up first downs at a high pace all season. Arlington currently sits in a third place for the most first downs this season:

First Downs - UFL 2025			
Team	1stD	Team	1stD
Michigan	144	Birmingham	119
DC	134	Memphis	111
Arlington	120	St. Louis	101

★ ROUTE RUNNERS ★

The Renegades' receiving corps has been dominant over the past seven weeks, piling up receptions. TE Sal Cannella is currently tied for fourth while WR Tyler Vaughns is tied for sixth in total catches:

Total Receptions - UFL 2025			
Player, Team	Rec.	Player, Team	Rec.
Justin Hall, Hou	36	Sal Cannella, ARL	30
Chris Rowland, DC	32	Tyler Vaughns, ARL	27
Malik Turner, Mich	31	Jontre Kirklin, SA	26
Jonathan Adams, Mem	30	Siaosi Mariner, Mich	25

★ 100-YARD CLUB ★

Kalen Ballage has served as the Renegades starting back this season. In week one against San Antonio, Ballage tallied 110 rushing yards. He is one-of-two UFL running backs that has achieved a 100-yard rushing game this season:

100 Yards Rushing Games - UFL 2025				
Player / Team	Att.	Yds.	Avg.	TD
Javeron Howard / STL	13	115	8.8	1
Kalen Ballage / ARL	9	110	12.2	1

★ TIME OF POSSESSION ★

Part of Bob Stoops' complementary football formula is dominating the time of possession. Below is a team breakdown of total time of possession so far this season:

Total Time of Possession Leaders - UFL 2025			
Team	TOP	Team	TOP
Arlington	224:00	Memphis	210:00
Michigan	218:25	St. Louis	207:33
Birmingham	216:37	DC	207:03

★ CONVERT OR BUST ★

Arlington has converted on 42-of-92 times on third downs so far this season. Below is a breakdown by team on third-down conversion percentage in 2025:

Third Down Conversion Percentage - UFL 2025			
Team	3DAtt	3DConv.	3DPct
Michigan	76	37	48.7%
Arlington	92	42	45.7%
DC	94	42	44.7%
Birmingham	96	38	39.6%
Houston	85	33	38.8%



OFFENSIVE NOTES, CONT.

★ KING OF SPRING ★

Luis Perez led the UFL in all major passing categories last season, placing himself in contention for All-UFL honors.

Luis Perez 2024 Stats - UFL Rank

Stats	Total	Rank
Total Yards.....	2,309	1st
Completions.....	225	1st
Completion Percentage.....	67.0%	2nd
Attempts.....	336	1st
Passing Touchdowns.....	18	1st
Total Offense.....	2,325	1st

★ IN A LEAGUE OF THEIR OWN ★

Arlington stood out as the only team in the UFL with two players ranking in the top five for all main receiving statistics in 2024. Sal Cannella emerged as one of the league's best tight ends, ranking among the top pass catchers in every major category while also being the only tight end in the league to reach the top five. Tyler Vaughns also solidified his place as a top-tier receiver, ranking among the league's top pass catchers across the board.

UFL Leaders - 2024

Receptions

1. Jontre Kirklin (56)
- Justin Hall (56)
3. **Sal Cannella (53)**
4. Hakeem Butler (45)
- Tyler Vaughns (45)**

Receiving Yards

1. Hakeem Butler (652)
2. Jontre Kirklin (614)
3. Justin Hall (603)
4. **Tyler Vaughns (503)**
5. **Sal Cannella (497)**

Receiving Touchdowns

1. **Sal Cannella (6)**
2. Four players tied (5)

★ LET ME STRETCH MY LEGS ★

De'Veon Smith served as the Renegades primary running back last season where he finished third in total rushing yards across the UFL in 2024:

Total Rushing Yards - UFL 2024

Player/Team.....	Att.	Yds.	Avg.	TD
Adrian Martinez / Bir.....	54	528	9.8	3
Jacob Saylor / STL.....	94	461	4.9	5
De'Veon Smith / Arl.....	110	451	4.1	3
John Lovett / SA.....	103	422	4.1	5
Matthew Colburn II / Mich.....	90	401	4.5	4

★ THIRD DOWN SUCCESS ★

Arlington was exceptional on third down in 2024. The Renegades finished first in the UFL with a 48.8% third down conversion rate:

Third Down Conversion Percentage - UFL 2024

Team	3DAtt	3DConv.	3DPct
Arlington.....	121	59	48.8%
Birmingham.....	106	50	47.2%
Memphis.....	108	44	40.7%
Michigan.....	115	45	39.1%
Houston.....	123	48	39.0%

★ MOVE THE CHAINS ★

The Renegades offense racked up first downs at a high pace in 2024, as their 190 first downs was second in the UFL:

First Downs - UFL 2024

Team	1stD	Team	1stD
Birmingham.....	207	Michigan.....	173
Arlington.....	190	St. Louis.....	157
San Antonio.....	189	DC.....	154

★ TIME OF POSSESSION ★

Part of Bob Stoops' complementary football formula is dominating the time of possession. In 2024 Arlington averaged 31:02 in time of possession which led the UFL:

Average Time of Possession Leaders - UFL 2024

Team	TOP	Team	TOP
Arlington.....	31:02	Houston.....	30:07
Birmingham.....	30:39	Michigan.....	30:01
St. Louis.....	30:32	Memphis.....	29:51



DEFENSIVE NOTES



★ WRAP ‘EM UP ★

Renegades linebacker Donald Payne established himself league leader in total tackles last season, finishing sixth overall in 2024. Payne has notched 49 tackles so far this season, good for sixth overall this season:

Total Tackles - UFL 2025			
Player / Team	Total Tackles	Solo	Asst
Frank Ginda / Mich	62	36	26
Tavante Beckett / SA	61	36	25
Jordan Williams / SA	58	35	23
Steele Chambers / Mem	58	35	23
Marvin Moody / Hou	56	40	16
Donald Payne / Arl	49	29	20
Anthony Hines III / DC	46	29	17
Kedrick Whitehead Jr. / Mich	45	30	15
Eli Walker / Mem	44	37	7
Jordan Mosley / SA	44	26	18

★ BACKFIELD BLITZ ★

The Arlington secondary has been a nightmare for opposing quarterbacks this season, led by the lock-down tandem of Ajene Harris and Jayden Price. The Renegades the only team with two defensive backs among the top five league leaders in that category:

Total Passes Defended - UFL 2025			
Player / Team	Total	BrkUps	Int
Ajene Harris / Arl	12	9	3
Jayden Price / Arl	11	11	0
Chris Payton-Jones / STL	11	9	2
Steven Gilmore / Bir	10	9	1
D.J. Miller Jr. / Mich	9	7	2

★ TOP 5 TAKEOVER ★

The Renegades’ defense has been a dominant force this season, with multiple players ranking among the UFL’s best. Chris Odom leads the league in tackles for loss and is tied for fifth in sacks. Willie Taylor and Donald Payne also sit near the top, making the Renegades the only team with multiple defenders in the top five of both categories.

Total Sacks - UFL 2025			
Player, Team	Sks	Team	Sks
Pita Taumoepeenu, STL	6.5	Andre Mintze, DC	4.5
Derick Roberson, DC	5.5	Chris Odom, Arl	4.0
Willie Taylor, Arl	5.0	Tashawn Bower, HOU	4.0

Total Tackles for Loss - UFL 2025			
Player, Team	TFL	Team	TFL
Chris Odom, Arl	9	Tashawn Bower, HOU	7
Derick Roberson, DC	8	Willie Taylor, Arl	6
Joe Wallace, DC	8	Donald Payne, Arl	6

★ NO FLY ZONE ★

The Arlington Renegades backfield has excelled at pass breakups, headlined by 2024 All-UFL team corner, Ajene Harris. Below is the 2025 breakdown of team pass breakups:

Total Pass Breakups - UFL 2025			
Team	Total	BrkUps	Int
Arlington	48	43	5
St. Louis	42	34	8
Birmingham	40	36	4
Houston	36	29	7
Michigan	35	30	5
DC	32	26	6

★ SACK ATTACK ★

The Arlington defense has been a standout unit this season, ranking amongst the top of the league in sacks this season. This dominant pass rush unit has been a key factor in their defensive success, consistently pressuring quarterbacks and disrupting opposing offenses.

Team Sacks - UFL 2025		
Team	Total	Avg.
Arlington Renegades	19	2.7
DC Defenders	19	2.7
St. Louis Battlehawks	15	2.1
Birmingham Stallions	15	2.1
Michigan Panthers	13	1.9
Houston Roughnecks	12	1.7

★ TAKEAWAYS IN BUNCHES ★

The Renegades defense has been known for their takeaways. So far this season, Arlington is tied for the second spot in the league when it comes to total takeaways.

Takeaways in the UFL - 2025			
Team	INT	FR	Takeaways
DC	6	7	13
Arlington	5	5	12
St. Louis	8	4	12
Houston	7	4	11
Birmingham	4	7	11
Michigan	5	2	7



DEFENSIVE NOTES, CONT.

★ MAN TO MAN ★

Renegades linebacker Donald Payne established himself league leader in total tackles last season. Payne finished sixth overall in the UFL:

Total Tackles - UFL 2024			
Player / Team	Total Tackles	Solo	Asst
Willie Harvey / STL	78	43	35
Jordan Mosely / SA	75	49	26
Tavante Beckett / SA	72	47	25
Kyahva Tezino / Bir	70	38	32
Anthony Hines III / DC	65	40	25
Donald Payne / Arl	63	30	33
Jordan Williams / SA	61	34	27
Michael Joseph / DC	58	47	11
Markel Roby / Hou	58	36	22
Lamont McPhatter / Mem	57	38	19

★ I'LL TAKE THAT ★

Arlington was the leader of the pack when it came to winning the turnover battlio in 2024. Overall, the Renegades had a +7 turnover differential, which topped the league last season:

2024 UFL Turnover Differential Leaders			
Team	Takeaways	Giveaways	Differential
Arlington	16	9	+7
Birmingham	17	11	+6
St. Louis	14	11	+3
Michigan	12	10	+2
Houston	16	14	+2
DC	11	13	-2
San Antonio	10	18	-8
Memphis	12	22	-10

★ DYNAMIC DUO ★

The Arlington Renegades backfield excelled at pass breakups, headlined by All-UFL team corner, Ajene Harris. The Renegades had two corners that topped the league leaders list in pass breakups in the 2024 season:

Total Pass Breakups - UFL 2024			
Player / Team	Total	BrkUps	Int
Kai Nacua / Mich	11	8	3
Markel Roby / Hou	11	8	3
Ajene Harris / Arl	9	8	1
Steven Jones Jr. / Arl	9	7	2
Quenton Meeks / Mem	8	6	2

★ TO THE HOUSE ★

Arlington defensive back Joe Powell earned his place on the league leader board with two interceptions, including one that he returned for a touchdown. His pick-six was the only one recorded in the UFL in 2024.

Interceptions - UFL 2024			
Player / Team	Int	Rt Yds	TD
Joe Powell / Arl	2	100	1
Quenton Meeks / Mem	2	66	0
A.J. Thomas / Bir	3	50	0
Kameron Kelly / STL	3	43	0
Markel Roby / Hou	3	42	0

★ PILING UP TAKEAWAYS ★

The Renegades were one of the league leaders in 2024 when it came to takeaways. Arlington finished tied for second when it came to total takeaways last season.

In the takeaway breakdown, Arlington finished first in the UFL in interceptions with 10 while tying for third in fumble recoveries:

Takeaways in the UFL - 2024			
Team	INT	FR	Takeaways
Birmingham	8	9	17
Arlington	10	6	16
Houston	9	7	16
St. Louis	9	5	14
Michigan	6	6	12
Memphis	5	7	12
DC	5	6	11
San Antonio	4	6	10



SPECIAL TEAMS NOTES



★ BIG BOOTS ★

Arlington punter, Marquette King has recorded 28 punts for 1,324 yards for an average of 47.3 yards with three touchbacks and eight inside the 20. Below is a look at player punting ranked by average:

Player Punting Stats - UFL Rank						
Player/Team	No.	Yds	Avg.	Lng	TB	In20
Brad Wing / SA.....	30	1446	48.2	69	3	10
Seth Vernon / Mich.....	17	820	48.2	58	4	6
Mike Rivers / Hou.....	32	1535	48.0	59	7	8
Sterling Hofrichter / STL.....	23	1093	47.5	63	2	9
Marquette King / Arl.....	28	1324	47.3	69	3	8
Colby Wadman / Bir.....	23	1066	46.3	62	3	7

★ THE KICK IS GOOD ★

Arlington kicker Lucas Havrisik has been a consistent asset for the Renegades throughout the season, successfully converting field goals. Here's a breakdown of the league's kickers ranked by field goal percentage:

Field Goal Stats - UFL 2024					
Kicker, Team	FGM	FGA	Pct	Lng	Blk
Rodrigo Blankenship, STL.....	16	16	100.0	56	0
Harrison Mevis, Bir.....	15	16	93.8	53	0
Lucas Havrisik, Arl.....	14	16	87.5	47	0
Matt McCrane, DC.....	13	16	81.3	53	0
Matt Coghlin, Mem.....	11	13	84.6	52	1
Chris Blewitt, Hou.....	8	10	80.0	49	0
B.T. Potter, Mich.....	7	10	70.0	56	1
Tristan Vizcaino, SA.....	4	5	80.0	54	0

★ RETURN MAN ★

Jayden Price has served as the Renegades primary punt and kick returner for the 2025 season.

Price currently sits in third on the UFL leader board in total punt return yards. Below is a breakdown of the current league standings for returners:

Punt Return Statistics - UFL 2025					
Player/Team	No.	Yds.	Avg.	TD	Lng
Jahcour Pearson / STL.....	21	281	13.4	0	26
Isaiah Hennie / Mem.....	15	167	11.1	0	54
Jayden Price / Arl.....	15	160	10.7	0	24
Amari Rogers / Bir.....	11	155	14.1	0	25
Matthew Sexton, SA.....	8	154	19.3	1	83
Davion Davis / Bir.....	9	123	13.7	0	36

★ THE PUNT-ISHER ★

Arlington punter, Marquette King led the league in punting average last season, earning himself All-UFL team honors for the 2024 season.

Player Punting Stats - UFL Rank						
Player/Team	No.	Yds	Avg.	Lng	TB	In20
Marquette King / Arl.....	28	1358	48.5	63	5	9
Brad Wing / SA.....	35	1607	45.9	64	3	12
Brock Miller / Mich.....	38	1724	45.4	67	5	7
Matt White / Mem.....	35	1547	44.2	66	1	10
Sterling Hofrichter / STL.....	31	1357	43.8	63	4	11
Paxton Brooks / DC.....	32	1395	43.6	56	4	8
Hunter Niswander / HOU.....	37	1593	43.1	61	5	7
Colby Wadman / Bir.....	23	942	41.0	59	3	9

★ WE'LL TAKE THREE ★

Arlington kickers, Jonathan Garibay and Taylor Russolino were exceptional at field goals last season, connecting on 18-of-20 allowing the Renegades to finish third in the league in field goal percentage in 2024.

Taylor Russolino started with the Renegades first, connecting on 5-of-6 field goals before Jonathan Garibay finished the season with Arlington nailing 13-of-14 field goals:

Team Field Goal Stats - UFL 2024					
Team	FGM	FGA	Pct	Lng	Blk
St. Louis.....	19	21	90.5	61	0
Birmingham.....	18	22	81.8	46	0
Arlington.....	18	20	90.0	52	1
Michigan.....	17	22	77.3	64	0
Memphis.....	16	17	94.1	57	0
DC.....	16	20	80.0	58	0
Houston.....	15	18	83.3	62	0
San Antonio.....	12	18	66.7	51	1



ARLINGTON RENEGADES NUMERICAL ROSTER

NO.	NAME	POS.	HT.	WT.	AGE	LAST COLLEGE	HOMETOWN
1	Joe Powell	S	6-2	235	30	Globe Tech	Portsmouth, VA
2	Chis Claybrooks	CB	5-9	177	26	Memphis	Nashville, TN
3	JaVonta Payton	WR	6-0	175	26	Tennessee	Nashville, TN
4	Kalen Ballage	RB	6-2	243	26	Arizona State	Peyton, CO
5	Ajene Harris	CB	5-10	181	28	USC	Los Angeles, CA
7	Marquette King	P	6-0	192	36	Fort Valley State	Macon, GA
8	Tyler Vaughns	WR	6-2	184	27	USC	Pasadena, CA
9	De'Veon Smith	RB	5-11	223	30	Michigan	Warren, OH
9	Delonte Hood	WR	5-11	192	23	Peru State	Washington, D.C.
10	Luke Lehn	QB	6-1	202	23	North Central	Chatham, IL
11	LuJuan Winningham	WR	6-3	198	26	Central Arkansas	Humble, TX
12	Luis Perez	QB	6-3	222	30	Texas A&M-Commerce	San Diego, CA
14	Isaiah Winstead	WR	6-3	210	24	East Carolina	Richmond, VA
15	Holton Ahlers	QB	6-3	227	24	East Carolina	Greenville, NC
17	Dae Dae Hunter	RB	5-10	190	22	Liberty	Denver, CO
18	Donald Payne	LB	6-0	228	30	Stetson	Fayetteville, GA
19	Kalen DeLoach	LB	5-11	216	24	Florida State	Savannah, GA
20	Jamar Summers	CB	5-11	193	29	UConn	Orange, NJ
21	Deontay Burnett	WR	5-11	183	27	USC	Compton, CA
22	Jamal Carter	DB	6-1	215	30	Miami	Naranja, FL
23	Jayden Price	DB	6-0	185	24	North Dakota State	Derby, KS
24	Nico Bolden	S	6-0	208	26	Kent State	St. Paul, MN
25	Charlie Thomas III	LB	6-2	216	25	Georgia Tech	Thomasville, GA
28	Steven Jones Jr.	CB	5-10	188	26	Appalachian State	Rockingham, NC
33	Taco Charlton	LB	6-6	277	30	Michigan	Columbus, OH
37	Carlton Johnson	CB	5-11	175	24	Fresno State	Moreno Valley, CA
40	Caleb Johnson	LB	5-11	228	26	Miami	Murrieta, CA
43	Lucas Havrisik	K	6-2	185	26	Arizona	Riverside, CA
44	Durrell Johnson	DE	6-3	251	26	Liberty	Baltimore, MD
45	Will Clarke	LB	6-1	271	33	West Virginia	Pittsburgh, PA
46	Myles Dorn	DB	6-1	214	26	North Carolina	Charlotte, NC
47	Storey Jackson	LB	6-2	224	26	Liberty	Kansas City, KS
49	Antonio Ortiz	LS	6-4	247	25	TCU	Mechanicsville, VA
50	Willie Taylor III	LB	6-4	246	25	Eastern Kentucky	Cochran, GA
53	J.D. DiRenzo	G	6-6	315	26	Rutgers	Hammonton, NJ
54	Daviyon Nixon	DT	6-3	305	26	Iowa	Kenosha, WI
55	Garrett McGhin	T	6-6	320	29	East Carolina	Tallahassee, FL
59	Adrian Ealy	T	6-6	321	24	Oklahoma	Gonzales, LA
63	Rickey Lee	T	6-6	305	25	North Carolina A&T	Jacksonville, FL
65	Marcus Minor	G	6-4	310	25	Pittsburgh	Lanham, MD
66	Jake Johanning	G	6-2	290	24	Furman	Simpsonville, SC
71	Matt Farniok	C	6-5	316	27	Nebraska	Sioux Falls, SD
75	Alex Akingbulu	T	6-5	300	27	Fresno State	Carson, CA
80	Sal Cannella	TE	6-4	230	28	Auburn	Schaumburg, IL
81	Damon Sheehy-Guiseppi	WR	6-0	181	30	Phoenix	Orlando, FL
86	Curtis Hodges	TE	6-7	258	25	Arizona State	Mesa, AZ
87	Seth Green	TE	6-3	242	27	Houston	Woodbury, MN
91	Ikenna Enechukwu	DE	6-4	276	25	Rice	Kansas City, MO
92	Chris Odom	DE	6-4	260	30	Arkansas State	Arlington, TX
95	Amani Bledsoe	DE	6-5	280	27	Oklahoma	Lawrence, KS
97	LaRon Stokes	DT	6-4	278	27	Oklahoma	Tulsa, OK

ALPHABETICAL ROSTER

NO.	NAME	POS.
15	Ahlers, Holton	QB
75	Akingbulu, Alex	OT
4	Ballage, Kalen	RB
92	Barrs, Kyon	NT
95	Bledsoe, Amani	DE
24	Bolden, Nico	S
21	Burnett, Deontay	WR
80	Cannella, Sal	TE
22	Carter, Jamal	DB
33	Charlton, Taco	LB
45	Clarke, Will	LB
2	Claybrooks, Chris	CB
19	DeLoach, Kalen	G
53	DiRenzo, J.D	G
46	Dorn, Myles	DB
59	Ealy, Adrian	T
91	Enechukwa, Ikenna	DE
71	Farniok, Matt	C
87	Green, Seth	TE
5	Harris, Ajene	CB
43	Havrisik, Lucas	K
86	Hodges, Curtis	TE
17	Hunter, Dae Dae	RB
47	Jackson, Storey	LB
66	Johanning, Jake	G
40	Johnson, Caleb	LB
37	Johnson, Carlton	CB
44	Johnson, Durrell	DE
28	Jones Jr., Steven	CB
7	King, Marquette	P
63	Lee, Rickey	T
10	Lehn, Luke	QB
55	McGhin, Garrett	T
65	Minor, Marcus	G
54	Nixon, Daviyon	DT
93	Odom, Chris	DE
49	Ortiz, Antonio	LS
18	Payne, Donald	LB
3	Payton, JaVonta	WR
12	Perez, Luis	QB
1	Powell, Joe	S
23	Price, Jayden	CB
83	Sheehy-Guiseppi, Damon	WR
9	Smith, De'Veon	RB
97	Stokes, LaRon	NT
20	Summers, Jamar	CB
50	Taylor III, Willie	LB
25	Thomas III, Charlie	LB
8	Vaughns, Tyler	WR
11	Winningham, LuJuan	WR
14	Winstead, Isaiah	WR

PRONUNCIATION GUIDE

Alex Akingbulu ah-KING-boo-LU
 Kalen Ballage buh-LA-ge
 Deontay Burnett..... dee-ON-tay
 Sal Cannella kuh-NELL-uh
 Ikenna Enechuku..... EE-ken-ah Ih-neh-chu-ku
 Matt Farniok..... far-KNEE-ack
 Ajene Harris.....ah-jay-nay
 Lucas Havrisik have-ER-sick

Marquette King MAR-kett
 JaVonta Paytonja-VON-tay
 Damon Sheehy-Guiseppi..... SHE - JISS-epp-EE
 De'Veon Smith..... deh-vee-on
 LuJuan Winningham..... lu-ON

Coaching Staff

Tommy Thigpen thig-PIN



WEEK 8 UNOFFICIAL DEPTH CHART

RENEGADES OFFENSE

QB	12	Luis Perez	10	Holton Ahlers	10	Luke Lehnen
LT	63	Rickey Lee	75	Alex Akingbulu		
LG	65	Marcus Minor	53	J.D. DiRenzo		
C	71	Matt Farniok	53	J.D. DiRenzo	66	Jake Johanning
RG	55	Garrett McGhin	53	J.D. DiRenzo		
RT	59	Adrian Ealy	75	Alex Akingbulu		
RB	17	Dae Dae Hunter	9	De'Veon Smith	6	Tony Jones Jr.
TE	80	Sal Cannella	87	Seth Green	86	Curtis Hodges
WR	21	Deontay Burnett	3	JaVonta Payton		
WR	14	Isaiah Winstead	21	Deontay Burnett		
WR	8	Tyler Vaughns	11	LuJuan Winningham	13	Damon Sheehy-Guiseppi

RENEGADES DEFENSE

DE	45	Will Clarke	93	Chris Odom	91	Ikenna Enechukwu
DT	92	Kyon Barrs	97	LaRon Stokes		
DT	95	Amani Bledsoe	54	Daviyon Nixon		
OLB	50	Willie Taylor III	33	Taco Charlton	44	Durrell Johnson
LB	18	Donald Payne	40	Caleb Johnson		
ILB	25	Charlie Thomas III	40	Caleb Johnson	19	Kalen DeLoach
CB	23	Jayden Price	2	Chris Claybrooks	37	Carlton Johnson
CB	5	Ajene Harris	20	Jamar Summers		
FS	46	Myles Dorn	20	Jamal Carter		
SS	1	Joe Powell	24	Nico Bolden		
CB	28	Steven Jones Jr.	2	Chris Claybrooks	37	Carlton Johnson

RENEGADES SPECIAL TEAMS

P	7	Marquette King				
PK	43	Lucas Havrisik				
H	7	Marquette King				
LS	49	Antonio Ortiz				
KR	17	Dae Dae Hunter	1	Joe Powell		
PR	23	Jayden Price	1	Joe Powell		



UFL
2025 STANDINGS

XFL CONFERENCE	OVERALL RECORD	VS. XFL	VS. USFL	HOME	ROAD	PF	PA
1 DC Defenders	5-2	3-1	2-1	2-1	3-1	163	157
2 St. Louis Battlehawks	5-2	2-2	3-0	3-1	2-1	150	114
3 <i>Arlington Renegades</i>	<i>3-4</i>	<i>2-2</i>	<i>1-2</i>	<i>3-2</i>	<i>0-2</i>	<i>146</i>	<i>117</i>
4 San Antonio Brahmas	1-6	1-3	0-3	0-2	1-4	95	188
USFL CONFERENCE	OVERALL RECORD	VS. USFL	VS. XFL	HOME	ROAD	PF	PA
1 Birmingham Stallions	5-2	3-1	2-1	3-1	2-1	144	107
2 Michigan Panthers	5-2	2-1	3-1	3-1	2-1	181	135
3 Houston Roughnecks	3-4	2-2	1-2	1-2	2-2	122	138
4 Memphis Showboats	1-6	1-4	0-2	0-3	1-3	103	148

Official Week 8 Depth Chart will be released later in the week



BOB STOOPS

Head Coach

Iowa
Head Coach: 23rd Year • Renegades 4th Year



★ WINNING HEAD COACH ★

Bob Stoops returns for his fourth season with the Arlington Renegades. Along with 18 years of collegiate football head coaching experience and an additional 16 years as an assistant college coach, Stoops hails to Arlington with a 190-48 collegiate coaching record - all with the Oklahoma Sooners (1999-16).

With a National Championship in 2000 and 10 Big 12 titles, Bob Stoops has solidified his place as one of college football's most successful coaches. His tenure at Oklahoma included a school-record 18 consecutive bowl berths and four appearances in the BSC National Championship Game. Stoops also set a program record with 190 career wins, coached 38 First Team All-Americans, and mentored three NFF National Scholar-Athletes.

Most Career Wins by UFL Head Coach

Coach	Years	Won	Loss	Tied	Pct
Bob Stoops	1999-2024	202	64	0	.760
Skip Holtz	1994-2024	84	125	0	.595
Wade Phillips	1985-2024	98	77	0	.560
Reggie Barlow	2007-2024	97	66	0	.595
Mike Nolan	2005-2024	29	48	0	.377
CJ Johnson	2012-2024	21	48	2	.304

★ 2025 ASSISTANT COACHES ★

Booth (B); Sideline (S) OFFENSE

Chuck Long (B) Offensive Coordinator/Quarterbacks
Johnathan Himebauch (S) Offensive Line
Reggie Davis(S) Running Backs/Tight Ends

DEFENSE

Jay Hayes (S) Run Game Coordinator/Defensive Line
Marvin Sanders (S) Passing Game Coordinator/Defensive Backs
Tommy Thigpen (B) Linebackers
Spencer Duncan(B) Defensive Quality Control

SPECIAL TEAMS

Scott Spurrier (S) Special Teams/Quality Control

FOOTBALL OPERATIONS

Rick Mueller (S) General Manager
Mary Vander Heiden (S) Head Athletic Trainer
Darin Kerns (S) Equipment
Dave Nash(S) Coaching Video

★ STOOPS' HEAD COACHING RECORD AND COACHING EXPERIENCE ★

Regular/Post Season							Postseason Only			
Year	Team	W	L	T	Pct.	Result	W	L	Pct.	Result
1999	Oklahoma	7	5	0	.583	T-2nd Big 12	0	1	.000	Independence Bowl
2000	Oklahoma	13	0	0	1.000	1st Big 12	1	0	1.000	National Champion
2001	Oklahoma	11	2	0	.846	2nd Big 12	1	0	1.000	Cotton Bowl
2002	Oklahoma	12	2	0	.857	T-1st Big 12	1	0	1.000	Rose Bowl
2003	Oklahoma	12	2	0	.857	1st Big 12	0	1	.000	National Championship
2004	Oklahoma	12	1	0	.923	1st Big 12	0	1	.000	Orange Bowl
2005	Oklahoma	8	4	0	.667	T-2nd Big 12	1	0	1.000	Holiday Bowl
2006	Oklahoma	11	3	0	.786	1st Big 12	0	1	.000	Fiesta Bowl
2007	Oklahoma	11	3	0	.786	1st Big 12	0	1	.000	Fiesta Bowl
2008	Oklahoma	12	2	0	.857	T-1st Big 12	0	1	.000	National Championship
2009	Oklahoma	8	5	0	.615	T-3rd Big 12	1	0	1.000	Sun Bowl
2010	Oklahoma	12	2	0	.857	T-1st Big 12	1	0	1.000	Fiesta Bowl
2011	Oklahoma	10	3	0	.769	T-3rd Big 12	1	0	1.000	Insight Bowl
2012	Oklahoma	10	3	0	.769	T-1st Big 12	0	1	.000	Cotton Bowl
2013	Oklahoma	11	2	0	.846	T-2nd Big 12	1	0	1.000	Sugar Bowl
2014	Oklahoma	8	5	0	.615	T-4th Big 12	0	1	.000	Russell Athletic Bowl
2015	Oklahoma	11	2	0	.846	1st Big 12	0	1	.000	Orange Bowl
2016	Oklahoma	11	2	0	.846	1st Big 12	1	0	1.000	Sugar Bowl
2020	Arlington.....	2	3	0	.400	Season Cancelled Due to COVID-19				
2021	Oklahoma	1	0	0	1.000		1	0	1.000	Alamo Bowl
2023	Arlington.....	6	6	0	.500	2nd XFL South	2	0	1.000	XFL Champion
2024	Arlington.....	3	7	0	.300	4th XFL Conference				
Totals		202	64	0	.760		12	9	.571	

Stoops vs. USFL (Reg. Season)

Team	W	L	T	PCT.
Birmingham	0	2	0	0.000
DC	2	3	0	0.400
Houston	1	1	0	0.500
Houston*	1	3	0	0.250
LA*	1	0	0	1.000
Memphis	1	0	0	1.000
Michigan	0	2	0	0.000
Orlando	2	1	0	0.667
San Antonio	2	3	0	0.400
Seattle	1	1	0	0.500
St. Louis	2	3	0	0.400
Vegas*	1	0	0	1.000
Totals	14	19	0	0.424

* - Denotes folded XFL/USFL teams

Year	Position, Team
1983-84	Graduate Assistant, Iowa
1985-87	Assistant, Iowa
1988	Assistant, Kent State
1989-90	Defensive Backs, Kansas State
1991-95	Co-Defensive Coordinator, Kansas State
1996-98	Defensive Coordinator/Asst. Head Coach, Florida
1999-2016	Head Coach, Oklahoma
2020	Head Coach, Dallas Renegades
2021	Interim Head Coach, Oklahoma
2023-25	Head Coach, Arlington Renegades



★ MEET THE STAFF ★

BOB STOOPS

Head Coach

Iowa
Renegades: 4th Year

Bob Stoops led the Arlington Renegades to the 2023 XFL Championship and is entering his fourth season as the team's head coach in 2025. With the team's 35-26 victory over the D.C. Defenders in the 2023 XFL Championship Game on May 13, 2023 at The Alamodome in San Antonio, Stoops became just the fifth head coach to win a championship at both the professional and college levels. The former Oklahoma coach, who won the 2000 BCS National Championship, joined Pete Carroll (Seattle Seahawks / USC), Jimmy Johnson (Dallas Cowboys / Miami), Barry Switzer (Dallas Cowboys / Oklahoma), and Paul Brown (Cleveland Browns / Ohio State) in the exclusive club.

Stoops was originally named head coach of the Renegades on Feb. 7, 2019 and guided the team through five games of the abbreviated 2020 XFL campaign before returning to the same role in 2023. He was the only 2020 XFL head coach to return to the League in the same capacity as 2020.

Prior to joining the professional ranks, Stoops spent more than 30 years as a college coach, including 18 seasons as head coach at Oklahoma from 1999-2016. He briefly returned to Oklahoma on an interim basis in 2021, leading the Sooners to a win in the Alamo Bowl. Stoops is the winningest coach in Oklahoma program history, with a 191-78 (.799) all-time record. He was inducted into the College Football Hall of Fame in 2021.

Stoops led the Sooners to a school-record 18 consecutive bowl games, including a BCS National Championship in 2000 in just his second season at the helm. He guided the team to 10 Big 12 championships, and no other program won more than two conference titles during his 18 years in Norman. Stoops coached four Oklahoma quarterbacks that either won the Heisman Trophy under his watch, or would go on to win the award after his retirement: Jason White (2003), Sam Bradford (2008), Baker Mayfield (2017), and Kyler Murray (2018).

The Youngstown, Ohio native is a six-time winner of the Big 12 Coach of the Year award and won the Paul "Bear" Bryant Award as the nation's top college coach in 2000. He also won a National Championship as an assistant coach at Florida in 1996. Stoops was a defensive back at the University of Iowa and earned Team MVP honors in 1982. He was teammates at Iowa with two current Renegades assistant coaches: Jonathan Hayes (co-Offensive Coordinator) and Chuck Long (Offensive Coordinator).

CHUCK LONG

Offensive Coordinator/Quarterbacks

Iowa
Renegades: 3rd Year

Chuck Long returns for his third season with the Renegades, second as the team's solo offensive coordinator. During the 2024 campaign, he led an offense that accumulated 2,355 passing yards with 844 rushing yards and 190 first downs. Under Long's guidance, Luis Perez finished the inaugural season leading the UFL in passing, averaging 230 yards per game and 2309 yards for the regular season, surpassing all quarterbacks in the league by over 400 yards.

Long joined the Renegades for the 2023 season after serving as offensive coordinator and quarterbacks coach on Hayes' St. Louis Battlehawks staff in 2020. He was the head coach at San Diego State from 2006-08, and has also held assistant roles at Iowa (1995-99), Oklahoma (2000-05), and Kansas (2010-11).

Long was inducted into the College Football Hall of Fame in 1999 following a standout career as a quarterback at Iowa, where he was teammates with Bob Stoops and Jonathan Hayes. In 1985, he won the Davey O'Brien Award, Maxwell Award, and Big Ten Most Valuable Player Award. Long was selected with the 12th overall pick in the 1986 NFL Draft and played for the Detroit Lions and Los Angeles Rams.

JAY HAYESCo-Defensive Coordinator
Run Game Coordinator/
Defensive LineIdaho
Renegades: 3rd Year

Jay Hayes returns for his third season as the team's co-defensive coordinator alongside Marvin Sanders. Hayes is responsible for developing the team's running game strategy and overseeing the defensive line's performance. Alongside Sanders, Hayes oversaw a strong defensive unit while defensive lineman Vic Beasley led the team with five sacks.

Hayes joined the Renegades for the 2023 season after serving as defensive coordinator for the St. Louis Battlehawks in 2020. He has extensive coaching experience at the NFL level with the Pittsburgh Steelers (1999-2001), Minnesota Vikings (2002),

Cincinnati Bengals (2003-15), Tampa Bay Buccaneers (2016-17), and Green Bay Packers (2018). Hayes began his coaching career in the college ranks at Wisconsin (1995-98).

Hayes is not only dedicated to his profession but also deeply committed to his family and faith. A proud husband, father, and grandfather, he values the relationships that anchor him and the lessons he passes down to the next generation. He takes great pride in mentoring young players both on and off the field, emphasizing the importance of character and hard work in achieving success.

MARVIN SANDERSCo-Defensive Coordinator
Passing Game Coordinator/
Defensive BacksNebraska
Renegades: 4th Year

Marvin Sanders returns for his fourth year with the Renegades and will serve as the team's co-defensive coordinator alongside Jay Hayes. Last season, Sanders assisted a defensive backs room collectively recorded 157 total tackles, comprising 105 solo and 52 assisted tackles. They also achieved 8 interceptions, returning them for a total of 100 yards and 1 touchdown. Additionally, they contributed 1 sack, 1 forced fumble, and 1 fumble recovery.


Sanders originally became a member of the Arlington staff in 2020 during the XFL 2.0 season before reuniting

with Coach Stoops and the Renegades in 2023.

Before the Renegades, Sanders served as the defensive coordinator and defensive backs coach for Claremont-Middle-Scripps from 2021-23. He began his football coaching career as an assistant coach for Nebraska Wesleyan University just two years after he graduated from Nebraska, putting in two years as the Secondary Coach for the Prairie Wolves football team.

JONATHAN HIMEBAUCH

Offensive Line

USC
Renegades: 3rd Year

Jonathan Himebauch returns to the Renegades for his third season as the offensive line coach after joining the team in 2023. He has been involved in all three iterations of the XFL as a player and coach. Himebauch coached for the Tampa Bay Vipers in 2020 and was the starting center for the 2001 XFL-champion Los Angeles Xtreme.

Himebauch (pronounced HIME-bock) has two decades of coaching experience at the professional and college levels. In addition to the XFL,

he has spent time in the USFL, AAF, and CFL. Himebauch was offensive line coach for the USFL-champion Birmingham Stallions in 2022, and won three Grey Cups during his time in Canada. He was an offensive lineman at USC from 1993-98 and spent five seasons playing in various professional leagues after college.

Jonathan is the founder of 5asONE, a training program for offensive linemen. His son, Walker, is a long snapper at Kentucky.



★ MEET THE STAFF, CONT. ★

REGGIE DAVIS

Running Backs
Tight EndsWashington
Renegades: 4th Year

Reggie Davis returns for his third season as a coach for running backs and tight ends for the Renegades. Under Davis' tutelage, Arlington running backs rushed for 844 yards in 2024 while tight end Sal Cannella led the team with 53 receptions and 497 receiving yards, and he also led the league with six receiving touchdowns.

Davis joined the Renegades for the 2023 season after serving as running backs coach for the St. Louis Battlehawks during the 2020 XFL campaign. The former tight end has NFL experience as a player for the San Diego Chargers (1999-2000) and as coach for the San Francisco 49ers, as he worked on head coach John Harbaugh's staff as tight ends (2011-12) and assistant offensive line (2013-14) coach.

Davis got his start in coaching at the college level, as he has held assistant roles at San Diego, UNLV, Oregon State, and Nebraska. He also worked as a head coach in the Home School Athletic Association (HSAA) in 2019. The California native played collegiately at Washington.

SCOTT SPURRIER

Special Teams
Quality ControlSouth Carolina
Renegades: 4th Year

Scott Spurrier is back for his fourth season with the Renegades, serving as the team's special teams coach for the second season. In the 2024 season, the Arlington Renegades' special teams unit had 46 kickoff returns, totaling 1,028 yards, with an average return of 22.35 yards per return. The longest kickoff return was 45 yards, though the unit did not score any touchdowns on kickoffs. On punt returns, the Renegades had 14 returns for a total of 125 yards, averaging 8.93 yards per return. His special teams unit was led by All-UFL team punter Marquette King.

Spurrier was an original member of the team's coaching staff in 2020, when he held the role of offensive quality control and tight ends coach. Prior to his time with Arlington, he spent eight seasons on the coaching staff at South Carolina after a playing career that saw him join the Gamecocks as a walk-on wide receiver in 2006. He also has college coaching experience at South Florida and Arizona, and spent time as tight ends coach for the AAF's Orlando Apollos in 2019.

Scott is the youngest son of Hall of Fame coaching legend Steve Spurrier. His brother, Steve Jr., is the offensive coordinator and quarterbacks coach at Tulsa.

TOMMY THIGPEN

Linebackers

North Carolina
Renegades: 1st Year


Tommy Thigpen joins the Renegades staff as the new linebackers coach, bringing with him a wealth of experience and a strong track record in developing defensive talent. Thigpen joins Stoops' staff after previously spending seven years on North Carolina's coaching staff, most recently serving as the team's co-defensive coordinator and linebackers coach.

His coaching career began in 1998 as a graduate assistant at North Carolina, and he has since coached at several programs, including Tennessee State, Bowling Green, and Illinois. He returned to North Carolina in 2005, coaching linebackers until 2008, before stints at Auburn (2009-2012) and Tennessee (2013-2017). Thigpen returned to North Carolina in 2018, where he served as safeties coach and later as co-defensive coordinator and linebackers coach from 2019-2024.

With a career spanning multiple levels of football, Thigpen has earned a reputation as a dynamic coach and mentor, having served as a linebackers coach and defensive coordinator at several universities and professional organizations. Known for his leadership and coaching expertise, he has developed elite talent, including NFL players. His passion for teaching the game and commitment to player development make him a valuable addition to the Arlington Renegades, where his deep knowledge of defensive schemes is set to make a significant impact on the linebackers and the team's overall defense.

SPENCER DUNCAN

Defensive Quality Control

Alabama
Renegades: 1st Year

Spencer Duncan joins the Renegades staff after previously serving as a quality control coach at FIU.

In 2022, Duncan served as the tight ends coach for Valpo after working as a graduate assistant at UNLV, focusing on defense. His coaching experience also includes offensive quality control at the University of Pennsylvania, wide receivers coach at Golden West College, and a role in Alabama's recruiting department. He charted game film for the Cleveland Browns in 2015-2016 and interned in strength & conditioning at Alabama from 2013 to 2015.

Duncan was a walk-on tight end at Alabama in 2011 and 2012 and was part of two national championship teams. He graduated from Alabama with an undergraduate degree in communications in December 2015.

RICK MUELLER

General Manager

Puget Sound
Renegades: 3rd Year

Rick Mueller is entering his third season with Arlington, second as the Renegades' general manager.

An executive with more than 20 years of experience in professional football, Mueller joined the XFL after serving as executive director for player personnel at Coastal Carolina from 2018-20, a period that saw the program transition from the FCS to FBS level.

Mueller has held player personnel leadership roles in the NFL with the Philadelphia Eagles as director of player personnel (2012-16) and with the New Orleans Saints as vice president of player personnel (2000-08). He also spent time in the United Football League as a vice president and general manager from 2009-11.

Growing up in Spokane, Mueller was influenced by his older brother, Randy, fostering a deep passion for football. Both brothers have had parallel careers, with Randy also working in football operations, including a stint with the Seattle franchise.



★ ARLINGTON RENEGADES 2025 PLAYER BIOS ★

JOE POWELL

1 • Safety

6-2 • 235 • 2/25/1994
College: Globe Tech
Renegades: 3rd Year



2024

- Appeared in five games where he tallied 10 tackles, one tackle for loss, three pass breakups and two interceptions, returning one for a touchdown.
- Returned three kickoff returns for 76 yards.
- Re-signed with the Renegades for the 2024 season on Apr. 24, 2024.

2023

- Recorded 43 tackles and five interceptions across the entire 2023 season with the Renegades.
- Member of the 2023 Renegades XFL Championship team.
- Selected by Arlington in the 2023 XFL Draft.

Prior to the Renegades

- Signed with the Carolina Cobras of the National Arena League (NAL) in 2024 before returning to the Renegades in April.
- Drafted by the St. Louis BattleHawks of the XFL in the 2020 XFL Draft where he scored the first special teams touchdown off a 90-yard kickoff return. Signed with the Hamilton Tiger-Cats of the CFL for the 2020 season.
- Spent 2019 with the Birmingham Iron of the Alliance of American Football (AAF), 2018 with the Baltimore Brigade of the Arena Football League.
- Signed a futures deal with Buffalo, went to 2017 training camp with the team then was waived at the roster cut down date.
- Signed with the New York Giants in the middle of 2016 training camp, waived at the roster cut down date, and signed with the Buffalo Bills practice squad on Oct. 15, 2016 for the remainder of the season.
- Assigned to the Cleveland Gladiators of the Arena Football League in 2015 where he played for them during 2016 season then attended a rookie mini camp with the Philadelphia Eagles in May 2016.
- Signed by the Lehigh Valley Steelhawks of the Professional Indoor Football League (PIFL) in 2015 where he earned PIFL Defensive Rookie of the Year honors after recording 52.5 tackles and 11 interceptions.
- Played one season at Globe Institute of Technology where he tallied 53 tackles, 1.5 sacks and one interception in 2023.

CHRIS CLAYBROOKS

2 • Cornerback

5-9 • 177 • 7/17/1998
College: Memphis
Renegades: 1st Year



- Signed with the Renegades on Jan. 21, 2025.
- Prior to the Renegades
- Was a free agent in 2023 but did not sign with a team for 2023 and 2024 seasons.
- Appeared in 17 games with Jacksonville in 2022 where he made 13 tackles.
- Saw action in 16 games, recording 29 tackles, and two pass breakups as a Jaguar in 2021.
- Selected in the seventh round, 223rd overall, of the 2020 NFL Draft by the Jacksonville Jaguars. Appeared in 13 games, totaling 39 tackles and three pass breakups as a rookie.
- Appeared in 21 games in two seasons at Memphis, totaling 54 tackles, nine multi-tackle games, two interceptions, one touchdown, five pass breakups and one forced fumble while also adding 11 kick returns for 338 yards and a touchdown.

JAVONTA PAYTON

3 • Wide Receiver

6-0 • 175 • 10/7/1998
College: Tennessee
Renegades: 3rd Year



2024

- Appeared in nine games for the Renegades where he tallied 23 receptions for 379 yards and five touchdowns while also adding five attempts for 34 yards and one touchdown.

2023

- Recorded 18 receptions for 306 yards and two touchdowns throughout the entire 2023 season.
- Member of the Renegades 2023 XFL Championship team.
- Acquired by the Renegades in a trade with the Orlando Guardians on Mar. 6, 2023.
- Had a workout with the Philadelphia Eagles on Jul. 15, 2023 after the 2023 XFL season.


Prior to the Renegades

- Signed with the Orlando Guardians of the XFL on Jan. 23, 2023.
- Signed with the Arizona Cardinals as an undrafted free agent after the 2022 NFL Draft, went to training camp with the team then was waived at the roster cut down date and signed to the practice squad for one day.
- Attended Northwest Mississippi Community College from 2017 to 2018 where he played in 21 games, recording 67 catches for 840 yards and two touchdowns before spending two seasons with Mississippi State where he registered 28 receptions for 372 yards and one touchdown across 22 games. Transferred to Tennessee in 2021 where he started in all 12 games reeling in 18 receptions for 413 yards and six touchdowns.

KALEN BALLAGE

4 • Running Back (IR)

6-2 • 222 • 12/22/1995
College: Arizona State
Renegades: 1st Year




- Signed with the Renegades on Jan. 17, 2025.
- Prior to the Renegades
- Selected by the San Antonio Brahmas of the XFL in the sixth round of the 2023 XFL Draft. Placed on Reserve/Injured then waived by the team in 2024.
- Hosted by the Indianapolis Colts for a workout in 2022.
- Signed a one-year contract with Pittsburgh in 2021, where he appeared in all 17 games, primarily playing on special teams.
- Spent 2020 on the N.Y. Jets and LA Chargers practice squads, appearing in 11 games with two starts, registering 91 carries for 303 yards and three touchdowns while also adding 29 receptions for 166 yards.
- With Miami in 2019, recorded 74 carries for 135 yards and three touchdowns while also adding 14 catches for 63 yards across 12 games with six starts before being placed on Reserve/Injured with a leg injury on Dec. 3.
- Selected in the fourth round of the 2018 NFL draft (131st overall) by the Miami Dolphins where he tallied 36 carries for 191 yards with one touchdown across 12 games as a rookie.
- Recorded 450 carries for 1,984 yards with 27 touchdowns while also adding 82 receptions for 648 yards and two touchdowns across four collegiate seasons at Arizona State.

AJENE HARRIS

5 • Cornerback

5-10 • 181 • 6/1/1996
College: USC
Renegades: 2nd Year



2024

- Appeared in all 10 games for the Renegades, totaling 37 tackles, two tackles for loss, a half sack, eight pass breakups and one interception.

Prior to the Renegades

- Selected by the Houston Roughnecks of the XFL in 2023 where started in nine games, totaling 31 tackles and five interceptions. Was 2023 XFL League leader in interceptions with five.
- Selected by the Pittsburgh Maulers of the USFL in 2022 but released after training camp.
- Spent 2021 with the BC Lions of the CFL.
- Signed with the Houston Roughnecks of the XFL in 2020 where he started in five games, making 23 tackles, before the COVID-19 shutdown.
- Signed with the Philadelphia Eagles as an undrafted free agent in 2019, went to training camp with the team then was released at the roster cut down date and signed to the Eagles practice squad.
- Amassed 142 tackles, 1.5 sacks, six interceptions with three pick-sixes, two forced fumbles and two fumbles recoveries across 43 games with 24 starts at USC.

TONY JONES JR.

6 • Running Back

5-11 • 220 • 11/24/1997
College: Notre Dame
Renegades: 1st Year



- Signed with the Renegades during Week 7 of the regular season.
- Prior to the Renegades
- Claimed off waivers by the Arizona Cardinals in Oct. 2023. He spent time on the practice and active squads, later signing a reserve/future contract in 2024. He was released following an injury in Aug. 2024.
- Signed again to the New Orleans Saints practice squad in Aug. 2023. He was elevated to the active roster on Sept. 18, recording 12 carries for 34 yards and two touchdowns in Week 2 against the Carolina Panthers. He was released by Oct. 2023.
- Signed to the Denver Broncos in March 2023, but was later waived in August.
- Claimed off waivers by the Seattle Seahawks in Oct. 2022, signed to the practice squad, and later promoted to the active roster in Jan. 2023.
- Signed to the New Orleans Saints as an undrafted free agent in 2020, was waived during final roster cuts but re-signed to the team's practice squad. He made the 53-man roster the following season after two remarkable preseason games. He was later placed on injured reserve after Week 4 in 2021, and was later activated in Nov. 2021. He was waived by the Saints in 2022.
- Spent four seasons at Notre Dame, where he recorded 271 carries for 1,481 rushing yards, 27 receptions for 273 yards, and 14 total touchdowns across 38 games.




★ ARLINGTON RENEGADES 2025 PLAYER BIOS, CONT. ★

MARQUETTE KING

7 • Punter

6-0 • 192 • 10/26/88

College: Fort Valley State
Renegades: 3rd Year

2024

- Saw action in 10 games where he punted 28 times for 1,028 yards (36.7 avg) with five touchbacks and nine inside the 20 yard line.
- Recorded one kickoff for 63 yards with a net of 21 yards.
- Selected to the 2024 All-UFL Team.

2023

- Recorded a season long 70-yard punt.
- Part of the Renegades 2023 XFL Championship team.
- Selected in the third round, 17th over all of the Specialists Phase of XFL Draft in 2023.

Prior to the Renegades

- Selected by the St. Louis BattleHawks in the 2020 XFL Supplemental Draft where he appeared in five games where he registered 19 punts for 868 yards before the COVID-19 shutdown.
- Signed with the Denver Broncos in 2018 where he appeared in four games, tallying 20 punts for 881 yards with one touchback and seven inside the 20 before being placed on Reserve/Injured with a thigh injury on Oct. 6 and released a few days later.
- Appeared in 80 games for the Raiders from 2013-2017 where he accumulated 426 punts for 19,941 yards with 33 touchbacks and 156 inside the 20 yard line for a net average of 41.0 yards.
- Signed with the Oakland Raiders as an undrafted free agent in 2012 where he made the active roster out of training camp but suffered an injury that landed him on Reserve/Injured for his rookie campaign.
- Led the NFL in yards per punt (2013), as well as punts and punting yards (2014), along with being named Second Team All-Pro (2016).
- Originally recruited as a wide receiver in college.
- Active in the entertainment industry as a songwriter and actor; has over 1 million Instagram followers.

TYLER VAUGHNS

8 • Wide Receiver

6-2 • 184 • 6/1/1997

College: USC
Renegades: 3rd Year

2024

- Saw action in all 10 games where he logged 45 receptions for 502 yards and three touchdowns.
- Re-signed with the team for the 2024 season on Jan. 22, 2024.

2023

- Reeled in 42 receptions for 414 yards and two touchdowns across the entire season.
- Member of the Renegades 2023 XFL Championship team.
- Selected by the Arlington Renegades in the 10th round, pick 69, of the 2023 XFL Supplemental Draft.

Prior to the Renegades

- Signed a futures deal with the Steelers, went to 2022 training camp with the team then was waived at the roster cutdown date.
- Signed with the Indianapolis Colts as an undrafted free agent after the 2021 NFL draft, went to camp with the team then was waived at the roster cut down date. Signed to the Pittsburgh Steelers practice squad on Sept. 7 for the remainder of the season.
- Appeared in 45 games across four seasons at USC where he reeled in 222 receptions for 2,801 yards and 20 touchdowns while also recording 30 punt returns for 267 yards and one touchdown as a Trojan.
- Credits a ballet class he took in high school with helping him develop his pass catching ability.
- Has three brothers (Aaren, Geoffrey, and Jonathan) that all played college football.
- Writing a children's book series.

DE'VEON SMITH

9 • Running Back

5-11 • 223 • 11/8/94

College: Michigan
Renegades: 3rd Year

2024

- Started all 10 games for the Renegades recording 110 carries for 451 yards and three touchdowns.

2023

- Started in eight of the nine regular season games recording 115 carries for 365 yards and even touchdowns.
- Member of 2023 XFL Championship team.

Prior to the Renegades

- Spent time with 2020 TSL Aviators of The Spring League, 2021 BC Lions of the CFL then 2022 USFL Pittsburgh Maulers.
- Drafted in the third round of the 2020 XFL draft by the Tampa Bay Vipers before the season was shut down due to COVID-19.
- Spent 2019 with the Orlando Apollos of the AAF.
- Signed with the Washington Redskins towards the end of 2018 training camp then released at final roster cuts.
- Signed with the Miami Dolphins as an undrafted free agent after the 2017 NFL draft, went to training camp with the team then waived at the roster cut down date and signed to the practice squad for the season.
- Recorded 495 carries for 2,235 yards with 22 touchdowns while also adding 38 receptions for 251 yards and one touchdown across four seasons at Michigan.

LUKE LEHNEN

10 • Quarterback

6-1 • 202 • 1/10/2002

College: North Central
Renegades: 1st Year

- Signed with the Renegades on Jan 14, 2025.

Prior to the Renegades

- Draft eligible for the 2025 NFL Draft.
- Completed 751-of-1087 for 12,658 yards and 162 touchdowns with 23 interceptions across 59 games at North Central. Also added 430 attempts for 3,327 yards and 51 rushing touchdowns.
- Made college football history Oct. 19 in 2024 when he became the first player in any division to throw a touchdown pass in 50 consecutive games.
- Led North Central to a 48-2 overall record leading the Cardinals to the Division III national championship in 2022 and appearances 2021 and 2023 as the runner up.
- Honored with the 2023 and 2024 Gagliardi Trophy which goes to the best Division III player in the nation becoming the first ever NFF National Scholar-Athlete from North Central.
- A two-sport athlete and was a four-year starter and two-time All-CCIW selection with the North Central baseball team.

LUJUAN WINNINGHAM

11 • Wide Receiver

6-3 • 198 • 1/1/1999

College: Central Arkansas
Renegades: 3rd Year

2024

- Appeared in four games with the Renegades but recorded no statistics.

2023

- Saw action in all 10 regular season games where he made three starts and recorded 11 catches for 158 yards and two touchdowns.
- Key contributor on special teams, making eight tackles and forced a couple of fumbles.
- Member of 2023 XFL Championship team.


Prior to the Renegades

- Signed with the Jacksonville Jaguars as an undrafted free agent after the 2022 NFL draft, went to training camp with the team then was waived at the roster cutdown date.
- Spent all four years at Central Arkansas where he recorded 141 catches for 1,194 yards and 26 touchdowns across 36 games with 16 starts.

LUIS PEREZ

12 • Quarterback

6-3 • 222 • 8/26/1994

College: Texas A&M-Commerce
Renegades: 3rd Year

2024

- Started all 10 games for the Renegades where he completed 225-of-336 passes for 2,310 yards and 18 touchdowns with four interceptions for a 99.4 passer rating on the season.
- Led the league in passing yards, touchdowns, passer rating and completions.
- Signed with the LA Chargers during 2024 training camp on Aug. 6 but was released at the roster cut down date.
- Re-signed with the Renegades on Jan. 27, 2025.

2023

- Started in three games for the Renegades where he completed 69-of-102 passes for 730 yards and one touchdown with two interceptions in the regular season.
- Led the team to the XFL Championship game where they upset the DC Defenders 35-26 to win the league title.
- Named 2023 XFL Championship Game MVP.
- Acquired by the Renegades in a trade with the Vegas Vipers.

Prior to the Renegades

- Selected by the Vegas Vipers in the 2023 XFL Draft where he made four starts in five games to complete 79-of-121 passes for 901 yards and eight touchdowns with five interceptions.
- Signed with the USFL's New Jersey Generals as a free agent in April 2022 where he threw the first ever touchdown in USFL history. Finished the season with six starts in nine games where he completed 124-of-173 passes for 1,200 yards and nine touchdowns with one interception. Signed with the LA Rams after the season for 2022 training camp but was released at the roster cut down date.
- Served as the 2021 starting quarterback for the Joustlers of the Spring League where he led them to the leagues first and only Mega Bowl.
- Drafted by the LA Wildcats in the 2020 XFL draft before being traded to the New York Guardians later in the season where he appeared in three games, making two starts for the Guardians to record 38-of-61 completions for 418 yards and three touchdowns with one interception.
- Started 2019 with the Birmingham Iron of the Alliance of American Football (AAF) when he was drafted in the first round, fifth overall, by the Iron where he finished the season with 135-of-258 completions for 1,460 passing yards, five touchdowns and six interceptions. Signed with the Philadelphia Eagles in April of 2019 but was waived by the team before training camp then signed with the Detroit Lions towards the end of 2019 training camp then waived at the roster cutdown date.
- Undrafted in the 2018 NFL Draft but invited to the LA Rams rookie mini-camp where he signed with the team afterwards. Went to training camp with the team but was released at the roster cut down date then signed to the practice squad before being released a few weeks later.
- Completed 666-of-985 passes for 8,327 yards and 78 touchdowns with 16 interceptions for a passer rating of 161.4 across three seasons with Texas A&M-Commerce.
- Professional bowler before he switched to football.
- His autobiography, Spring King releases March 27th.



★ ARLINGTON RENEGADES 2025 PLAYER BIOS, CONT. ★

ISAIAH WINSTEAD

14 • Wide Receiver

6-3 • 210 • 8/9/1999
College: East Carolina
Renegades: 2nd Year




2024

- Recorded 12 receptions for 175 yards and two touchdowns in seven games with the Renegades.
- Signed with the New York Jets in the middle of 2024 training camp but was waived at the roster cutdown date.
- Re-signed with Arlington on Oct. 1, 2024 for the 2025 season.
- Prior to the Renegades**
- After a post on his twitter went viral it caught the attention of the San Francisco 49ers, who signed him as an undrafted free agent for 2023 training camp. Attended camp with the team then was waived at the roster cut down date and signed to the practice squad but later released in Dec.
- Reeled in 88 receptions for 1,085 yards and six touchdowns in 2022 with East Carolina, earning All-American Athletic Conference honorable mention honors.
- Prior to his time as a Pirate, saw action in 19 games with Toledo where he registered 63 receptions for 949 yards and four touchdowns across two seasons.
- Started his collegiate career at Norfolk State where he appeared in 22 games, making 12 starts, to collect 83 receptions for 977 yards and eight touchdowns.

HOLTON AHLERS

15 • Quarterback

6-3 • 227 • 11/10/1999
College: East Carolina
Renegades: 2nd Year



2024

- Served as the team's third quarterback, seeing limited action in two games.
- Prior to the Renegades**
- Signed with the Seattle Seahawks as an undrafted free agent in 2023, spending the majority of the season on the team's practice squad.
- Spent five seasons at East Carolina where he completed 315-of-469 passes for 3,708 yards with 97 touchdowns and 37 interceptions for a 137.0 passer rating while also adding 469 carries for 1,446 yards and 25 touchdowns.
- Holds seven offensive career stats records at ECU, in addition to six for the AAC.
- Founder and co-owner of Built When Broken, a Christian-based apparel company that was established following the unexpected passing of his best friend.
- Youngest of four brothers.

DAE DAE HUNTER

17 • Running Back

5-10 • 190 • 9/23/1999
College: Liberty
Renegades: 2nd Year



2024

- Recorded 15 carries for 74 yards and one touchdown while also adding one reception for nine yards across three games in 2024.
- Suffered a knee injury in Week 7 that landed him on Reserve/Injured for the rest of the season.
- Prior to the Renegades**
- Entered the transfer portal for the 2023 season but did not sign anywhere before deciding to turn pro and sign for the Renegades for the 2024 season.
- Recorded 130 carries for 854 yards and eight touchdowns across nine games at Liberty.
- Transferred to Liberty after playing two seasons at Hawaii where he rushed for a combined 834 yards and five touchdowns during 19 games while also tallying 31 receptions for 234 yards and two touchdowns.

DONALD PAYNE

18 • Linebacker

6-0 • 228 • 7/12/1994
College: Stetson
Renegades: 3rd Year



2024

- Started nine of ten games played where he logged 63 tackles, three tackles for loss and two forced fumbles.
- 2023**
- Started all eight games he played, recording 78 tackles, one tackle for loss, a half sack and one interception
- Only missed two games due to spending time on IR.
- Member of the Renegades 2023 XFL Championship team.
- Selected in the third round of the 2023 XFL Supplemental Draft.
- Prior to the Renegades**
- Selected by the Houston Gamblers in the 2022 USFL Draft where tallied 117 tackles across 10 games, named USFL Defensive Player of the Week twice and named to the All-USFL Team Defense.
- Signed a one year contract with the San Francisco 49ers during training camp in 2021 then waived.
- Signed with the Washington Football team before 2020 training camp then was waived at the roster cut down and spent time on 49ers and Dolphins' practice squads.
- Signed with the Baltimore Ravens during 2019 training camp, waived during the roster cutdown date then signed to the practice squad and released Sept. 10. Signed with the Jacksonville Jaguars on Oct. 22 where he appeared in nine games, making five starts, where he registered 61 tackles, one sack, a pass breakup and one fumble recovery.
- Spent 2018 with Jacksonville where he appeared in eight games, recording two tackles and one fumble recovery while also contributing on special teams.
- Signed with the Baltimore Ravens as an undrafted free agent after the 2017 NFL draft, went to training camp with the team then was waived at the roster cutdown date. Claimed by Jacksonville off the waivers where he appeared in 13 games, notching 13 defensive tackles while also finishing third in the NFL 16 special teams tackles.
- Finished college career at Stetson as a three-time All-American and three-time Pioneer Football League Defensive Player of the Year where he recorded 538 career tackles (third most in Division 1 history), 14.0 sacks and nine interceptions.
- Inducted into the Stetson University Athletics Hall of Fame on Oct. 29, 2022.

KALEN DELOACH

19 • Linebacker

5-11 • 216 • 11/28/2000
College: Florida State
Renegades: 1st Year




- Signed with the Renegades during Week 6 of the regular season.
- Prior to the Renegades**
- Signed to the Jacksonville Jaguars practice squad in Dec. 2024, but was later released.
- Signed to the Tampa Bay Buccaneers as an undrafted free agent in May 2024, but was waived by August. He later re-signed to the practice squad in Oct. 2024, but was released four weeks later.
- Spent five seasons with Florida State, where he tallied 178 tackles, 18 tackles for loss, eight sacks, 12 pass breakups, two interceptions, two forced fumbles, and one fumble recovery across 49 games.

JAMAR SUMMERS

20 • Cornerback

5-11 • 193 • 6/14/1995
College: Connecticut
Renegades: 2nd Year




2024

- Saw action in all 10 games tallying seven tackles and two pass breakups.
- Claimed off waivers by the Renegades prior to the start of the season.
- Prior to the Renegades**
- Signed with the Vegas Vipers of the XFL on Mar. 28, 2023 where he started in four games, making 14 tackles and one interception.
- Selected in the eighth round of the 2022 USFL draft by the Houston Gamblers.
- Drafted in the first round during phase four of the 2020 XFL Draft by the New York Giants where he appeared in five games, making three starts to record 16 tackles and one interception before the COVID-19 shutdown.
- Signed with the Birmingham Iron of the AAF for the 2019 season where he appeared in two games with six tackles and three interceptions before the league folded. Signed with the Miami Dolphins prior to 2019 training camp, released and signed with the Detroit Lions towards the end of camp but was waived during final roster cuts.
- Signed with the Pittsburgh Steelers after going undrafted in the 2018 NFL draft where he appeared in all four pre-season games but was waived at the roster cutdown date.
- Played four seasons at UConn where he ended collegiate career with 183 tackles, 12 interceptions, and 33 pass breakups across 48 games. Earned First Team All-AAC honors as a sophomore in 2015 for finishing the season with eight interceptions.

DEONTAY BURNETT

21 • Wide Receiver

5-11 • 183 • 10/4/1997
College: USC
Renegades: 3rd Year



2024

- Tallied 33 receptions for 306 yards and two touchdowns throughout the season.
- Scored the first touchdown of the season in Week Four at Houston.
- Selected by the Renegades in the 2024 UFL dispersal draft, after spending the previous season with the Houston Roughnecks.
- Prior to the Renegades**
- Registered 31 receptions for 435 yards and 6 touchdowns in 2023 with the Houston Roughnecks and was named All-XFL.
- Signed a futures deal with Philadelphia for 2021 but was waived with a non-football injury prior to training camp.
- Went to 2020 training camp with the Eagles but was waived at the roster cut down date then signed to their practice squad where he made two elevations, recording three receptions for 19 yards.
- Started the season with the Jets but was then released after 2019 training camp at the roster cutdown date. Then signed with the San Francisco 49ers practice squad in late Oct. but was released in Dec. He then signed with the Philadelphia Eagles practice squad where he was elevated to the active roster for Week 17, recording two receptions for 48 yards.
- Signed with the Tennessee Titans as an undrafted free agent after the 2018 NFL draft, went to training camp with the team then waived at the roster cutdown date. Then signed to the New York Jets where he spent time on their practice squad then active roster where he recorded 10 receptions for 143 yards in six games.
- Recorded 152 catches for 1,897 yards with 16 touchdowns in his career at USC while also adding five carries for 29 yards, four punt returns for 26 yards (6.5 avg) and two tackles across 39 games with five starts.
- Earned Second Team All-Pac-12 honors in his final season at USC, as well as numerous postseason accolades for his performance in the Rose Bowl.
- College teammates at USC with Arlington WR Tyler Vaughns.



★ ARLINGTON RENEGADES 2025 PLAYER BIOS, CONT. ★

JAMAL CARTER**22 • Defensive Back**

6-1 • 215 • 4/12/1994
 College: Miami
 Renegades: 3rd Year



- Finished the season with 45 tackles, three tackles for loss and three pass breakups across seven games.
- Appeared in seven games, making seven starts where he accumulated 43 tackles during the regular season.
- Member of the Renegades 2023 XFL Championship Team.
- Selected in the second round of 2023 XFL Supplemental Draft by the Renegades.
- **Prior to the Renegades**
- Spent brief stints with Atlanta, Arizona and Tennessee on their practice squads. Appeared in 13 games from 2019-2021, accumulating 15 tackles and one pass deflection.
- Remained with Denver for the 2018 season but saw no action.
- Signed with the Denver Broncos as an undrafted free agent after the 2017 NFL Draft, totaling 11 tackles as a rookie.
- Finished collegiate career at Miami with 165 tackles, 10 pass breakups, and two interceptions.

JAYDEN PRICE**23 • Cornerback**

6-0 • 185 • 4/5/2000
 College: North Dakota State
 Renegades: 1st Year



- Traded to the Arlington Renegades from the Birmingham Stallions during the 2024 offseason.
- **Prior to the Renegades**
- Signed with the Atlanta Falcons as an undrafted free agent after the 2024 NFL draft where he went to training camp with the team and saw action in the preseason games, leading the Falcons in tackles against Miami with seven then was released at the roster cutdown.
- Accumulated 107 tackles, four tackles for loss, one sack, three interceptions, 17 pass breakups, one forced fumble and three fumble recoveries while also adding 63 punt returns for 910 yards five touchdowns across 71 games in five seasons with North Dakota State.

NICO BOLDEN**24 • Safety**

6-0 • 208 • 10/15/1998
 College: Kent State
 Renegades: 1st Year



- Claimed off the waivers by Arlington prior to the start of 2025 training camp.
- **Prior to the Renegades**
- Joined the St. Louis Battlehawks as a rookie draft pick in 2024. Released by the BattleHawks in 2024 training camp but later brought back to the active roster. Primarily contributed on special teams, totaling four tackles on special teams.
- Signed with the Carolina Panthers as an undrafted free agent after the 2023 NFL draft, went to training camp with the team then was released at the roster cutdown.
- Played at New Mexico State then at Kent State, posting 236 tackles, one sack and two interceptions.

CHARLIE THOMAS III**25 • Linebacker**

6-2 • 216 • 1/31/2000
 College: Georgia Tech
 Renegades: 1st Year



- Signed with Arlington during 2025 training camp.
- **Prior to the Renegades**
- Spent 2024 training camp with the Browns but suffered an injury in camp that placed him on Reserve/Injured then released before the roster cutdown date.
- Signed with the Cleveland Browns as an undrafted free agent after the 2023 NFL draft, went to training camp with the team, waived at the roster cutdown date then signed to the teams practice squad.
- Spent five collegiate seasons at Georgia Tech where he recorded 313 tackles, 37 tackles for loss, 10.0 sacks, four interceptions, five pass deflections, six fumble recoveries, and seven forced fumbles.

STEVEN JONES JR.**28 • Cornerback**

5-10 • 188 • 7/12/1994
 College: Appalachian State
 Renegades: 2nd Year



- **2024**
- Played in all 10 games, recording 29 tackles, one tackle for loss, two interceptions and seven pass breakups.
- **Prior to the Renegades**
- Signed with the Tennessee Titans as an undrafted free agent after the 2023 NFL Draft, went to training camp with the team but was waived at the roster cutdown.
- Played at Appalachian State where he recorded 131 total tackles, 8.5 tackles for loss, seven interceptions, 34 pass breakups, one sack and two fumble recoveries.

TACO CHARLTON**33 • Defensive End**

6-6 • 277 • 11/7/1994
 College: Michigan
 Renegades: 1st Year



- Signed with the Renegades during Week 4.
- **Prior to the Renegades**
- Signed with the Birmingham Stallions of the UFL in March 2024 where he appeared in all 10 games, making 15 tackles, five tackles for loss, 6.0 sacks, one forced fumble and one fumble recovery.
- Signed with the San Francisco 49ers in 2023 but was released by the team after training camp with an injury.
- Began 2022 with New Orleans but was released at the roster cutdown date then signed to their practice squad.
- Signed to Chicago's active roster in November where he appeared in five games, making three tackles.
- Started on Pittsburgh's practice for the 2021 season before eventually signing to the active roster where he saw action in 11 games where he tallied 18 tackles, a half sack, and one pass breakup.
- Signed with Kansas City as a free agent in 2020 where he appeared in seven games, notching four tackles, 2.0 sacks and one forced fumble.
- Started 2018 with Dallas but was released prior to Week 3 where he was then claimed off waivers by Miami.
- Registered 21 tackles, a career-best 5.0 sacks and two forced fumbles as a Dolphin.
- Appeared in 11 games as a Cowboy in 2017, recording a career best 27 tackles, one sack, one pass breakup and one fumble recovery.
- Selected by the Dallas Cowboys in the first round (28th overall) of the 2017 NFL draft where he appeared in 16 games as a rookie, making 19 tackles, 3.0 sacks, one forced fumble and one pass breakup.
- Appeared in 33 games, totaling 91 tackles, 28 tackles for loss, 19.0 sacks and one forced fumble across four seasons with Michigan.

CARLTON JOHNSON**37 • Cornerback**

5-11 • 175 • 5/7/2000
 College: Fresno State
 Renegades: 1st Year



- Signed with the Renegades in Jan. 2025.
- **Prior to the Renegades**
- Signed with the Seattle Seahawks as an undrafted free agent after the 2024 NFL draft where he went to training camp with the team where he recorded five tackles in three preseason games but was released at the cutdown date.
- Spent his final two collegiate seasons with Fresno State where he tallied 72 tackles, four tackles for loss, one sack, five interceptions and 14 pass breakups across 17 games with 12 starts.
- Prior to Fresno State, spent one season at Riverside City College where he recorded 45 tackles, one fumble recovery, two interceptions and 11 pass breakups in 13 games.
- Spent two seasons with Southern Utah where he recorded 36 tackles, three interceptions and one fumble recovery across 16 games.

CALEB JOHNSON**40 • Linebacker**


5-11 • 228 • 7/14/1998
 College: Miami
 Renegades: 1st Year



- Signed with the Renegades in Nov. 2024.
- **Prior to the Renegades**
- Signed a futures contract with the Cleveland Browns in Jan. 2024 where he went to training camp with the team then was released at the roster cutdown date.
- Signed with the N.Y. Jets as an undrafted free agent after the 2023 NFL draft and spent time with the Jets, Arizona Cardinals and Pittsburgh Steelers practice squads.
- Began college career at Fullerton JC, totaling 41 tackles and 5.5 sacks as a rookie, then transferred to Texas in 2018 but didn't see much action before transferring to UCLA where he tallied 89 tackles, 5.5 sacks and two interceptions with the Bruins in two seasons before transferring to Miami to close out his collegiate career with 48 tackles and 1.5 sacks for the Hurricanes.

LUCAS HAVRISIK**43 • Kicker**

6-2 • 185 • 9/29/1999
 College: Arizona
 Renegades: 1st Year



- Signed with the Renegades on Dec. 5, 2025.
- **Prior to the Renegades**
- Signed a futures contract in 2024 with the Cleveland Browns then was released after training camp and later signed in October to the Buffalo Bills practice squad then was waived.
- Started the 2023 season with the Indianapolis Colts but was waived during final roster cuts at the conclusion of training camp then signed to the Cleveland Browns' practice squad. Signed to the LA Rams active roster after veteran Brett Maher was released. Made his first field goal for the Rams in Week 8 against the Dallas Cowboys then kicked a 22-yard game winner in Week 11 against the Seattle Seahawks.
- Signed to the Indianapolis Colts practice squad in Sept. 2022 was released six days later then signed a futures deal with the Colts for the 2023 season.
- Made 34 field goals and 73 extra points across 54 games in five seasons at Arizona.



★ ARLINGTON RENEGADES 2025 PLAYER BIOS, CONT. ★

DURRELL JOHNSON

44 • Defensive End

6-3 • 251 • 6/26/1998

College: Liberty

Renegades: 1st Year



- Signed with the Renegades in Dec. 2025.
- **Prior to the Renegades**
- Signed with the Dallas Cowboys as a 2024 future, spent training camp with the team then was placed on Reserve/Injured at the end of training camp before being released by the Cowboys in Oct.
- Signed with Dallas as an undrafted free agent after the 2023 NFL draft, went to training camp with the team, released at the roster cutdown date then signed to the Cowboys practice squad for the season.
- Played 32 games over three years at Liberty, totaling 120 tackles, 17.5 sacks, 44 tackles for loss, two interceptions, six pass breakups and three fumble recoveries. Was a two-time all-conference honoree and JUCO All-American at ASA College in Brooklyn, N.Y., prior to transferring to Liberty.
- Teammates in Dallas for two seasons with fellow Renegade, David Durden.

WILL CLARKE

45 • Linebacker

6-1 • 271 • 5/4/1991

College: West Virginia

Renegades: 3rd Year



- **2024**
- Started nine of ten regular season games where he notched 24 tackles and 2.0 sacks.
- **2023**
- Started nine regular season games for the Renegades in 2023 where he recorded 19 tackles and 4.0 sacks.
- Member of 2023 XFL Championship Team.
- Drafted by the Arlington Renegades of the XFL for the 2023 season.
- **Prior to the Renegades**
- Had a tryout with the Detroit Lions towards the end of 2020 training camp where he then signed with the team but was released at the conclusion of camp at the roster cutdown date. Spent time with the New Orleans Saints practice squad during the 2020 season but saw no action.
- Signed with the St. Louis BattleHawks of the XFL in Dec. 2019 where he spent time with the team, appearing in three games to record eight tackles and one sack, before the league wide shutdown in 2020.
- Signed with Tampa Bay for the 2018 season, was released at the roster cut down date after training camp then re-signed with the team where he saw action in three games before being released in October.
- Waived by Cincinnati in 2017 at the training camp roster cutdown date and was claimed by the Tampa Bay Buccaneers. Saw action in 15 games for the Buccaneers, tying a career-high 15 tackles while also adding 2.5 sacks, one fumble recovery and a pass breakup.
- Played in 16 games for Cincinnati in 2016, recording a career-high 15 tackles, 4.0 sacks and one pass breakup.
- Appeared in 12 games for the Bengals during the 2015 season, registering four tackles, a half sack and one pass breakup.
- Drafted by the Cincinnati Bengals in the third round (88th overall) of the 2014 NFL draft where he appeared in seven games as a rookie, tallying three tackles and one fumble recovery.
- Appeared in 41 games across four seasons at West Virginia where he accumulated 112 tackles and 9.5 sacks.

MYLES DORN

46 • Defensive Back

6-1 • 214 • 6/25/1998

College: North Carolina

Renegades: 1st Year



- **2024**
- Finished the season with 38 tackles, four pass breakups and two interceptions across nine games.
- Picked off San Antonio QB, Quinten Dormady in Week Five.
- Signed with the Renegades on Jan. 24, 2024.
- **Prior to the Renegades**
- Signed a futures contract with the Carolina Panthers for the 2023 season but was released prior to training camp where he then signed with the Miami Dolphins in the middle of 2023 training camp but was waived/injured in Aug. and placed on Reserve/Injured.
- Signed with the Minnesota Vikings as an undrafted free agent after the 2020 NFL Draft where he appeared in 14 games, making five tackles, across three seasons.
- Finished collegiate career at North Carolina with 241 tackles, 10.5 tackles for loss, six interceptions, 21 pass breakups, one forced fumble and two fumble recoveries.
- Father, Torin, was a defensive back at North Carolina and spent seven seasons in the NFL.
- Brother, Torin Jr., played basketball at North Carolina State.

ANTONIO ORTIZ

49 • Long Snapper

6-4 • 247 • 1/25/2000

College: TCU

Renegades: 3rd Year



- **2024**
- Played in all 10 games as the teams long snapper.
- **2023**
- Key contributor of the special teams unit, serving as the teams long snapper in all games.
- Member of the 2023 XFL Championship team.
- Selected in round two, pick 16, of the Specialists Phase of XFL Draft in 2023.
- **Prior to the Renegades**
- Invited to the Chicago Bears and Dallas Cowboys 2022 rookie mini-camps. Signed with the Bears, went to training camp with the team then was waived midway through camp.
- Four-year starter, appearing in 44 games at TCU from 2018-2021 and was a semifinalist for 2021 Patrick Mannelly Award, given to nation's best long snapper.
- Works as a snapping instructor in spare time.
- Twin brother, Marco is a long snapper for the Roughnecks.
- Father, Fred, is an architect for the stadium design firm HKS and was involved in the design of Globe Life Field.

WILLIE TAYLOR III

50 • Linebacker

6-4 • 246 • 7/7/1999

College: Eastern Kentucky

Renegades: 3rd Year



- **2024**
- Saw action in all 10 games for the Renegades where he recorded 17 tackles, three tackles for loss and one sack.
- **2023**
- Posted 13 tackles, eight tackles for loss, two forced fumbles and one interception.
- Member of 2023 XFL Championship Team.
- Signed with the Jacksonville Jaguars as an undrafted rookie free agent in 2023 after his time with Arlington. Attended training camp with the team then was waived at the roster cutdown date.
- **Prior to the Renegades**
- Started all 12 games in his final collegiate season at Eastern Kentucky where he recorded 37 tackles, six tackles for loss, 2.0 sacks and three pass breakups in 2022.
- Prior to his time as a Colonel, spent four seasons at Washington State where he posted 55 tackles, 9.5 sacks, one interception, three pass breakups and five forced fumbles for the Wildcats across 40 games.


J.D. DIRENZO

53 • Guard

6-6 • 315 • 6/27/1998

College: Rutgers

Renegades: 1st Year



- **2024**
- Traded to the Arlington Renegades after Week 4 of the regular season by the Memphis Showboats.
- **Prior to the Renegades**
- Signed with the Carolina Panthers as a UDFA prior to the 2023 NFL season.
- Saw action in three games with the Panthers, while spending the other portions of the season on the practice squad, before being waived with an injury designation in Jan. 2024.
- Finished his collegiate career at Rutgers, starting all 12 games and earning his team's most valuable offensive player honor.
- Started 40 games at Sacred Heart before transferring to Rutgers.
- Earned FCS All-America honors in 2020 and Third Team All-America recognition in 2021 for the Pioneers.

DAVIYON NIXON

54 • Defensive Tackle

6-3 • 305 • 12/13/1998

College: Iowa

Renegades: 1st Year



- Signed with the Renegades in Feb. 2025.
- **Prior to the Renegades**
- Signed with the Miami Dolphins on Mar. 7 but was released prior to the start of 2024 training camp.
- Attended 2022 training camp with the Panthers before being waived at the roster cutdown date then signed to the teams practice squad. Promoted to the active roster on Sept. 27 where he appeared in seven games, making six tackles then was waived on Dec. 13. Signed with the Seattle Seahawks on Dec. 21 but was waived six days later.
- Drafted by the Carolina Panthers in the fifth round (158th overall) of the 2021 NFL Draft. Appeared in seven games as a rookie, making nine tackles and adding a half sack before being placed on Reserve/Injured with a knee injury.
- Appeared in 21 games across two seasons with Iowa, recording 74 tackles, 19 tackles for loss, 8.5 sacks, one forced fumble, two pass breakups, one interception and one touchdown.



★ ARLINGTON RENEGADES 2025 PLAYER BIOS, CONT. ★

GARRETT MCGHIN

55 • Tackle

6-6 • 320 • 10/13/1995
College: East Carolina
Renegades: 3rd Year



2024

- Placed on Reserve/Injured during training camp Mar. 2, 2024 and missed the entire season due to injury.

2023

- Key contributor of the offensive line and was a member of the 2023 Renegades XFL Championship team.
- Spent the end of 2023 training camp with the Buffalo Bills then was released at the roster cutdown date.


Prior to the Renegades

- Signed with the New York Giants during training camp in 2022 then was waived at the roster cutdown date and signed to the teams practice squad. Released from the Giants on Sept. 1.
- Selected in the fifth round of the 2022 USFL draft by the New Jersey Generals and spent the season with their offensive unit.
- Signed a futures deal in 2021 with the Jacksonville Jaguars, attended camp then was released at the roster cutdown.
- Spent time in 2020 with the Panthers then Bills before Jacksonville claimed him off waivers during training camp. Released by the Jaguars at the roster cutdown date then signed to their practice squad later in the season.
- Signed with the Buffalo Bills as an undrafted free agent after the 2019 NFL draft but was placed on Reserve/Injured during training camp and released at the roster cutdown date. Signed to the Carolina Panthers practice squad on Nov. 12 where he was elevated for two games before being placed on Reserve/Injured on Dec. 19 for the remainder of the season.
- Played in 48 games with East Carolina over five years as a Pirate where he showed his versatility by seeing time at tackle, guard and center.

ADRIAN EALY

59 • Tackle

6-6 • 321 • 8/7/1999
College: Oklahoma
Renegades: 2nd Year



2024

- Played in all 10 regular season games, making six starts.
- Selected by Arlington in 2024 after spending the previous season with the Seattle Sea Dragons.

Prior to the Renegades

- Drafted in 2023 by the Seattle Sea Dragons.
- Spent 2022 training camp with the LA Rams then the Pittsburgh Steelers before being released at the roster cutdown.
- Signed with the Baltimore Ravens as an undrafted free agent after the 2021 NFL Draft then released and signed to their practice squad at the conclusion of training camp. Spent brief stints with Denver, LA Rams, Baltimore and Green Bay's practice squads for the remainder of the 2021 season.
- Started in 23 games in his final two seasons at Oklahoma where he earned Second Team All-Big 12 honors in 2019 and 2020.
- Four-star recruit in high school, ranked as the fourth best player in the state of Louisiana (Rivals).

RICKEY LEE

63 • Tackle

6-5 • 305 • 4/8/1998
College: North Carolina A&T
Renegades: 1st Year



- Signed with the Renegades on Jan 14, 2025.

Prior to the Renegades

- Started the 2024 season with Carolina but was released by the Panthers after training camp at the roster cut down date. Spent the rest of the 2024 season as a member of Minnesota, Cleveland and N.Y. Giants practice squads.
- Signed with Carolina Panthers as an undrafted free agent after the 2023 NFL Draft where he made the teams final roster. Appeared in six games, primarily contributing on special teams.
- Began collegiate career at North Carolina Central starting in 23 games across two seasons at right tackle before transferring to North Carolina A&T where he started every game over the next two seasons as an Aggie.

MARCUS MINOR

65 • Guard

6-4 • 310 • 7/8/1999
College: Pittsburgh
Renegades: 2nd Year



2024

- Appeared in nine games for the Renegades on the offensive line.
- Selected by Arlington in the 2024 NFL Draft.

Prior to the Renegades

- Invited to the Baltimore Ravens 2023 rookie minicamp.
- Started all 26 games at left guard at Pittsburgh where he earned First Team All-ACC honors at Pitt in his senior campaign. Attended Maryland prior to Pittsburgh where he played in 26 games, making 17 starts on the offensive line over four seasons and was a three-time Academic All-Big Ten.
- Ranked as the No. 5 overall high school prospect in Maryland.

JAKE JOHANNING

66 • Guard

6-2 • 290 • 2/12/2000
College: Furman
Renegades: 1st Year



- Signed with the Renegades on Jan. 22, 2025.

Prior to the Renegades

- Signed with the Las Vegas Raiders as an undrafted free agent after the 2024 NFL draft and went to training camp with the team where he suffered an injury that landed him on Reserve/Injured for the entire season. Released by the Raiders after the 2024 season.
- Played five seasons at Furman where he started 39 games and was a two-time consensus first-team all-conference selection and two-time All-American.

MATT FARNIOK

71 • Center

6-5 • 316 • 9/26/1997
College: Nebraska
Renegades: 1st Year



- Claimed off the waiver by the Renegades after 2025 training camp roster cuts.

Prior to the Renegades

- Started 2025 UFL training camp with the Birmingham Stallions.
- Spent all of 2023 on the practice squads for the Chicago Bears and Detroit Lions before being waived by Detroit this past summer.
- Selected by the Dallas Cowboys in the seventh round of the 2021 NFL Draft, played in 19 games over his two seasons with the Cowboys.
- Played collegiately at Nebraska, logging playing time in 39 games with 36 starts for the Cornhuskers.
- Named the South Dakota Gatorade Player of the Year and the USA Today South Dakota Player of the Year, and was a first-team Parade All-American.

ALEX AKINGBULU

75 • Tackle

6-5 • 300 • 12/28/1997
College: Fresno State
Renegades: 1st Year



- Claimed off the waiver by the Renegades after 2025 training camp roster cuts.

Prior to the Renegades

- Started 2025 UFL training camp with the Birmingham Stallions.
- Re-signed with the Washington Commanders prior to the start of the 2024 NFL season, missed the entirety of the year due to injury. Waived with an injury designation in August of 2024 by Washington.
- Spent the 2022 and 2023 seasons on the Commanders' practice squad as an undrafted free agent.
- A member of the Philadelphia Stars in the 2022 USFL season, played five games at left tackle for the Stars on the way to a USFL Championship Game appearance.
- Began his collegiate career at UCLA before transferring to Fresno State for his final three years of college.
- A first-team All Mountain West member in 2021, he saw action in 23 total games during his college career, starting all 13 games of the Bulldogs' 2021 season at right tackle.

SAL CANNELLA

80 • Tight End

6-4 • 230 • 12/2/96
College: Auburn
Renegades: 3rd Year



2024

- Appeared in all ten games in 2024, reeling in 53 receptions for 496 yards and six touchdowns.
- Signed with the Tampa Bay Buccaneers during 2024 NFL training camp but was released at the roster cutdown date.

2023

- Saw action in all 10 regular season games, catching 42 passes for 415 yards.
- Member of the 2023 Renegades XFL Championship team.
- Drafted seventh overall in the Skill Positions Phase of the 2023 XFL Draft by Arlington, the first tight end selected in the draft.
- Signed with Seattle during 2023 NFL training camp but was waived at the roster cutdown date. Hosted for a workout with Minnesota in Oct.

Prior to the Renegades

- Signed with the Green Bay Packers during 2022 training camp but released at the roster cut down date.
- Drafted No. 2 overall in the tight ends phase of the 2022 USFL draft by the Orlando Breakers where he accumulated 34 receptions for 368 yards and two touchdowns, earning All-USFL team honors.
- Signed with the Miami Dolphins during 2021 training camp but was released at the roster cut down date.
- Returned to the Generals for the Generals in 2021, catching eight passes for 97 yards. Earned an invite to the Chicago Bears mini-camp after the season.
- Spent the 2020 season with the Spring League playing for the TSL Generals and was instrumental in their championship winning game, catching five passes for 66 yards and one touchdown in the championship. Had a workout with the Indianapolis Colts but did not sign with the team.
- Went undrafted after the 2020 NFL draft but did not sign with a team.
- Attended Scottsdale community college for two seasons before transferring to Auburn for his final three seasons of collegiate eligibility where he recorded 25 receptions for 330 yards and five touchdowns in 37 games as a Tiger.



★ ARLINGTON RENEGADES 2025 PLAYER BIOS, CONT. ★

DAMON SHEEHY-GUISEPPI

81 • Wide Receiver

6-0 • 181 • 2/15/1995
 College: Phoenix
 Renegades: 1st Year



- Signed with the Renegades on Dec. 4, 2024.
- Prior to the Renegades**
- Signed with the Legnano Frogs of the Italian Football League for the 2023 season where he scored two touchdowns in a game. Led the league in receptions, yards, and receiving touchdowns and was named the Italian Football League 2024 Offensive Player of the Year.
- Signed by the Arkansas Attack from Major League Football in 2022 but the season was canceled during training camp.
- Signed by the CFL's Ottawa Redblacks in 2021 but never played in a regular season game.
- Selected by the Alphas of the Spring League but the league folded in 2021.
- Drafted by the New York Guardians in the XFL supplemental draft for the 2020 season but was placed on Reserve/Injured for most of the season.
- Attended two Cleveland Browns workouts in 2019, signed with the team for training camp, returned a punt 86 yards for a touchdown in the Browns first preseason game but was released by the team at the cutdown date.
- Began his college career running track but then turned to football at Phoenix College and served as the teams primary returner, leading the nation in kick return yardage (1,278) and touchdowns (four).

CURTIS HODGES

86 • Tight End

6-7 • 258 • 7/3/1999
 College: Arizona State
 Renegades: 1st Year



- Signed with the Renegades on Dec. 5, 2025.
- Prior to the Renegades**
- Signed with the Carolina Panthers during 2024 training camp but waived with an injury designation two days later.
- Signed with the Washington Commanders as an undrafted free agent after the 2022 NFL draft. Spent two stints on injured reserve with a back injury and released after the season.
- Accumulated 36 receptions for 601 yards and four touchdowns across 41 games in five years at Arizona State.

SETH GREEN

87 • Tight End

6-3 • 242 • 2/14/98
 College: Houston
 Renegades: 2nd Year



- 2024**
- Saw action in all 10 games where he tallied 11 receptions for 86 yards and one touchdown while also adding two carries for three yards.
- Selected by Arlington in the XFL Dispersal Draft in January 2024, after signing a letter of intent with the Houston Roughnecks.
- Prior to the Renegades**
- Signed a futures deal for 2023 with Dallas, went to training camp with the team then was waived at the roster cut down date.
- Signed with the Houston Texans as an undrafted free agent after the 2022 NFL Draft where he was with the team through training camp then released at the roster cutdown date and signed to the Cowboys practice squad in Oct. of 2022.
- Recorded 13 receptions for 157 yards across 14 games at Houston.
- Tallied 114 attempts for 388 yards and 15 touchdowns while also adding six receptions for 83 yards across 32 games in three seasons at Minnesota. Earned Academic All-Big Ten honors in 2020.

IKENNA ENECHUKWU

91 • Defensive End

6-4 • 76 • 1/24/2000
 College: Rice
 Renegades: 1st Year



- Acquired from a trade with San Antonio during the regular season.
- Prior to the Renegades**
- Signed with the San Antonio Brahmas of the UFL in Sept. 2024. He appeared in only three games, recording four tackles.
- Signed to the Atlanta Falcons as an undrafted free agent in 2023, later being placed on injured reserve for the 2023 season. He was later released in April 2024.
- Spent four seasons at Rice, where he recorded 122 tackles, 23 tackles for loss, 10.5 sacks, two forced fumbles, and one fumble recovery across 41 games.

KYON BARRS

92 • Nose Tackle

6-1 • 301 • 11/9/2001
 College: USC
 Renegades: 1st Year



- Signed with the Renegades on Dec. 2024.
- Prior to the Renegades**
- Signed with the Seattle Seahawks as an undrafted free agent towards the conclusion of training camp in 2024 and spent a month with the team.
- Registered 18 tackles in 13 games in his final season with USC but before that appeared in 38 games for Arizona, recording 102 tackles, 12.5 tackles for loss and 5.0 sacks.

CHRIS ODOM

93 • Defensive End

6-4 • 260 • 9/16/94
 College: Arkansas State
 Renegades: 1st Year



- Signed with the Renegades on Feb. 24, 2025.
- Prior to the Renegades**
- Spent 2023 with the Houston Roughnecks of the USFL where he recorded 32 tackles and 5.0 sacks and was named to the All-UFL team.
- Signed with the Cleveland Browns during 2022 training camp then placed on Reserve/Injured with an injury in late August.
- Drafted by the Houston Gamblers of the USFL in 2022 in the second round.
- Spent 2021 with Calgary Stampeders of the CFL.
- Signed to the Washington Redskins practice squad in Sept. 2019, then signed to the active roster where he finished the season with 10 tackles, 2.0 sacks and a forced fumble in 47 defensive snaps.
- Signed a two-year contract with the Falcons in 2019, went to training camp with the team then was waived at the roster cut down date.
- Joined the 2018 Salt Lake Stallions of the AAF.
- Claimed by the Packers off waivers and spent 2017 season with Green Bay before being released after 2018 training camp.
- Signed with the Atlanta Falcons as an undrafted free agent after the 2017 NFL draft, went to training camp with the team, then was released at the roster cutdown date.

AMAI BLEDSOE

95 • Defensive End

6-5 • 280 • 92/6/1998
 College: Oklahoma
 Renegades: 1st Year




- Signed with the Renegades on Jan. 23, 2025.
- Prior to the Renegades**
- Spent time with Cincinnati, Tennessee and Atlanta over the next three seasons, recording 18 tackles and three pass breakups across 19 games.
- Signed with the Tennessee Titans as an undrafted free agent after the 2019 NFL Draft but was waived during final roster cuts and then re-signed to the teams practice squad for the remainder of the season.
- Finished collegiate career at Oklahoma with 59 tackles, 7.5 tackles for loss and 4.0 sacks.

LARON STOKES

97 • Nose Tackle

6-4 • 278 • 11/18/1997
 College: Oklahoma
 Renegades: 2nd Year



- 2024**
- Appeared in nine games where he tallied 29 tackles, three tackles for loss, one sack and one pass breakup.
- Selected in the XFL Dispersal Draft in January 2024, after spending the previous season with the Vegas Vipers.
- Prior to the Renegades**
- Recorded 28 tackles and two sacks with the XFL's Vegas Vipers in 2023.
- Signed with the Arizona Cardinals as an undrafted free agent in 2022 then was released by the team prior to training camp.
- Played three seasons at Oklahoma where he played in 32 games, making 15 starts to tally 35 tackles, 8.5 tackles for loss, 1.5 sacks and one pass breakup. Attended Northwestern Oklahoma A&M prior to Oklahoma. Earned First Team Academic All-Big 12 honors in 2021.
- Home schooled prior to college.



ARLINGTON RENEGADES

2025 PLAYER BIO UPDATES

15 Holton Ahlers, QB

Games/Starts: 2025-6/0

vs. San Antonio (3/29): Active for his 11th career game as a Renegade, saw limited action.
vs. Houston (4/6): Did not play.
at Birmingham (4/11), vs. St. Louis (4/19), vs. DC (4/27), at St. Louis (5/2): Saw limited action.
vs. Michigan (5/10): Recorded one carry for four yards.

75 Alex Akingbulu, T

Games/Starts: 2025-5/0

vs. San Antonio (3/29): In his first year with the Renegades, saw limited action on some offensive snaps.
vs. Houston (4/6): Inactive.
at Birmingham (4/11): Saw action.
vs. St. Louis (4/19): Contributed as a reserve.
vs. DC (4/27): Inactive.
at St. Louis (5/2) and vs. Michigan (5/10): Saw action on the offensive line.

4 Kalen Ballage, RB

Games/Starts: 2025-6/5

- Placed on Reserve/Injured with a shoulder injury during Week 7.

vs. San Antonio (3/29): Made a splash in his first Renegades start, finishing with nine carries for 110 rushing yards, one reception for nine yards, and a rushing touchdown. Set UFL longest-run record in his 77 yard touchdown run.
vs. Houston (4/6): In his second start of the year, he recorded 12 carries for 48 yards and one reception.
at Birmingham (4/11): In his third start, he ended the game recording 16 carries for 41 yards, one reception for 15 yards, and one 34-yard kickoff return.
vs. St. Louis (4/19): In his fourth start, he finished with nine carries for 11 yards, while hauling in three receptions for 22 yards, and one kick return for 17 yards.
vs. DC (4/27): In his fifth start, he recorded 10 carries for 79 and a touchdown, while adding on three receptions for a loss of four yards, and three kick returns for 81 yards.
at St. Louis (5/2): Recorded nine carries for 30 yards, also adding in one reception for four yards, and one kickoff return for 29 yards.

92 Kyon Barrs, NT

Games/Starts: 2025-7/7

vs. San Antonio (3/29): First start as a Renegades, recorded one solo tackle.
vs. Houston (4/6): Saw action in his second start of the year, recording two total tackles.
at Birmingham (4/11): Notched his third start of the season and added three total tackles.
vs. St. Louis (4/19): Recorded six total tackles in his fourth.
vs. DC (4/27): In his fifth start, he finished with one solo tackle.
at St. Louis (5/2): Recorded two solo tackles in his sixth start.
vs. Michigan (5/10): Notched one tackle.

95 Amani Bledsoe, DE

Games/Starts: 2025-7/7

vs. San Antonio (3/29): First career start as a Renegade, recorded two total tackles, including one solo tackle and a tackle for loss.
vs. Houston (4/6): Saw action in his second start of the season.
at Birmingham (4/11): In his third start, he ended the game with three total tackles.
vs. St. Louis (4/19): Recorded six total tackles in his fourth start.
vs. DC (4/27): In his fifth start, he recorded one total tackle.
at St. Louis (5/2): Recorded one total tackle and a half sack, in his sixth start.
vs. Michigan (5/10): Recorded four tackles, including one sack and two tackles for loss.

24 Nico Bolden, S

Games/Starts: 2025-6/0

vs. San Antonio (3/29): Inactive.
vs. Houston (4/6): Saw action in his first game as a Renegade.
at Birmingham (4/11): Saw action.
vs. St. Louis (4/19): Recorded two solo tackles.
vs. DC (4/27): Tallied two solo tackles.
at St. Louis (5/2): Notched one solo tackle.
vs. Michigan (5/10): Recorded one tackle and a fumble recovery.

21 Deontay Burnett, WR

Games/Starts: 2025-7/5

vs. San Antonio (3/29): In his first start of the 2025 season, finished the day with two receptions for 19 yards.
vs. Houston (4/6): In his second start of the season, he ended the day with three receptions for 27 yards and a touchdown, his first score of the year.
at Birmingham (4/11): Recorded four receptions for 30 yards.
vs. St. Louis (4/19): Recorded one reception for nine yards before suffering a ribs injury in the first half that kept him out for the remainder of the game.
vs. DC (4/27): Led the team in receiving yards, tallying three receptions for 78 yards and a touchdown.
at St. Louis (5/2): In his fifth start, he recorded two receptions for 27 yards.
vs. Michigan (5/10): Recorded four receptions for 45 yards.

80 Sal Cannella, TE

Games/Starts: 2025-7/7

vs. San Antonio (3/29): In his third year as a Renegade, recorded five catches for 45 yards, leading the team in both categories for the day.
vs. Houston (4/6): In his second start of the season, he recorded two catches for 39 yards.
at Birmingham (4/11): In his third start of the year, he recording six receptions for 52 yards, leading the team in both categories.
vs. St. Louis (4/19): Led the team in receiving yards, registering three receptions for 35 yards in his fourth start of the season.
vs. DC (4/27): Led the team in receptions, finishing with six for 23 yards.
at St. Louis (5/2): In his sixth consecutive start, he recorded two receptions for 14 yards and one solo tackle.
vs. Michigan (5/10): In his seventh start, he finished with six receptions for 92 yards and a touchdown.

22 Jamal Carter, DB

Games/Starts: 2025-4/1

vs. San Antonio (3/29): Starting defensive-back in his third season with the Renegades, recording one solo tackle.

vs. Houston (4/6), at Birmingham (4/11) and vs. St. Louis (4/19): Inactive.

vs. DC (4/27): Recorded two tackles, including one solo tackle.

at St. Louis (5/2): Recorded four tackles, including two solo tackles.

vs. Michigan (5/10): Notched three tackles and one forced fumble.

33 Taco Charlton, DE

Games/Starts: 2025-4/0

• Signed with the Arlington Renegades during Week 4 of the regular season.

vs. St. Louis (4/19): Recorded five tackles and one tackle for loss in his first career game as a Renegade.

vs. DC (4/27): Saw action.

at St. Louis (5/2): Played a major defensive role, recording three tackles, including two solo tackles, a half sack, and one force fumble.

vs. Michigan (5/10): Recorded one tackle.

45 Will Clarke, LB

Games/Starts: 2025-7/6

vs. San Antonio (3/29): Had his 19th start with the Renegades, recording three total tackles, including two solo tackles and one sack.

vs. Houston (4/6): Saw action, recording three solo tackles, including one tackle for loss.

at Birmingham (4/11): Recorded his 20th start with the Renegades, second of the season.

vs. St. Louis (4/19): In his third start of the season, he ended the game with five solo tackles, including one sack.

vs. DC (4/27) and at St. Louis (5/2): Saw action in his fourth and fifth start.

vs. Michigan (5/10): Recorded three tackles in his sixth start.

2 Chris Claybrooks, CB

Games/Starts: 2025-6/2

vs. San Antonio (3/29): Recorded two solo tackles, including one tackle for loss.

vs. Houston (4/6): Notched three solo tackles.

at Birmingham (4/11): Tallied two total tackles, including one solo tackle, one pass breakup, and one returned kickoff for 19 yards.

vs. St. Louis (4/19): Recorded one solo tackle, one interception, and one pass breakup, while returning two kickoffs for 56 total yards.

vs. DC (4/27): Inactive/Injured.

at St. Louis (5/2): Saw action in his first start of the season.

vs. Michigan (5/10): In his second start, he recorded four tackles.

53 J.D. DiRenzo, G

Games/Starts: 2025-1/1

• Traded to the Arlington Renegades after Week 4 of the regular season, by the Memphis Showboats.

at St. Louis (5/2): Saw action on the offensive line in his first start of the season, recording one solo tackle.

vs. Michigan (5/10): Key contributor on the offensive line.

46 Myles Dorn, DB

Games/Starts: 2025-6/5

vs. San Antonio (3/29): Had his first start of the 2025 season, recording four total tackles, including three solo tackles.

vs. Houston (4/6): In his second start of the year, he ended the day with four total tackles, including one for loss, and one pass breakup.

at Birmingham (4/11): Inactive.

vs. St. Louis (4/19): Tallied three solo tackles and one sack, in his third start of the season.

vs. DC (4/27): In his fourth start, he recorded five total tackles, including three solo tackles, and one pass breakup.

at St. Louis (5/2): Led the defensive in tackles, recording seven solo tackles and one tackle for loss.

vs. Michigan (5/10): In his fifth start, he tallied three tackles and one pass breakup.

59 Adrian Ealy, T

Games/Starts: 2025-7/7

vs. San Antonio (3/29): Had his seventh start as a Renegade, recording several offensive snaps.

vs. Houston (4/6): In his second start of the season, saw action on several offensive snaps.

at Birmingham (4/11): Saw action at tackle in his third start of the season.

vs. St. Louis (4/19): Saw action in his fourth start of the season.

vs. DC (4/27) and at St. Louis (5/2): Recorded many offensive snaps in his fifth and sixth start.

vs. Michigan (5/10): Recored several offensive snaps in his seventh start.

71 Matt Farniok, C

Games/Starts: 2025-6/1

vs. San Antonio (3/29): In his first year with the Renegades, saw action on many offensive snaps.

vs. Houston (4/6): In his first start of the year, saw action on several offensive snaps.

at Birmingham (4/11): Saw action.

vs. St. Louis (4/19): Contributed on the offensive line.

vs. DC (4/27): Saw action.

at St. Louis (5/2): Saw action in his sixth start, recording one solo tackle.

vs. Michigan (5/10): Saw action in his second start.

87 Seth Green, TE

Games/Starts: 2025-7/2

vs. San Antonio (3/29): Saw action in the game, recording two receptions for 13 total receiving yards, and one passing attempt.

vs. Houston (4/6): Tallied one reception for 12 yards.

at Birmingham (4/11): Made his first start of the 2025 season, recording one solo tackle.

vs. St. Louis (4/19): Recorded one catch for 24 yards and one carry for one yard.

vs. DC (4/27): Recorded two receptions for 22 yards, while adding one carry for one yard.

at St. Louis (5/2) and vs. Michigan (5/10): Saw action but recorded no statistics.

5 Ajene Harris, CB

Games/Starts: 2025-7/7

vs. San Antonio (3/29): In his first start of the 2025 season, he finished with two solo tackles, and one pass breakup.

vs. Houston (4/6): Had a very productive day in his second start of the year, finishing with one interception, three solo tackles, and two pass breakups.

at Birmingham (4/11): In his third start of the year, he led the team in solo and total tackles, recording seven tackles, including six solo tackles, one fumble recovery, and one pass breakup. He also had one returned kickoff for 34 yards.

vs. St. Louis (4/19): In his fourth start, he recorded eight total tackles, including seven solo tackles and a tackle for loss, two pass breakups, and one 102-yard interception returned for a touchdown. Named Ortho Defensive Player of the Week by the league for his performance against St. Louis.

vs. DC (4/27): Tallied with six solo tackles, including one tackle for loss, one forced fumbled, two pass breakups, and one interception. Named Ortho Defensive Player of the Week by the UFL for the second straight week for his performance against DC.

at St. Louis (5/2): Recorded seven tackles, including six solo tackles, one tackle for loss, and one pass breakup in his sixth start.

vs. Michigan (5/10): Led the defense in tackles, recording seven tackles in his seventh start.

43 Lucas Havrisik, K

Games/Starts: 2025-7/0

vs. San Antonio (3/29): First career start as the Renegades kicker, went 1/1, making a 26-yard field goal in the fourth quarter, recorded six kickoffs (64.8 avg.).

vs. Houston (4/6): Saw action, going 1-of-2 on attempts, making a 27-yard field goal in the first quarter.

at Birmingham (4/11): Had a great kicking outing, going 3-of-3 on field goals from 20, 27, and 33 yards.

vs. St. Louis (4/19): Recorded one special teams tackle.

vs. DC (4/27): Had a fantastic kicking outing, going 3-of-3 on field goals from 39, 42, and 47 yards.

at St. Louis (5/2): Connected on 2-of-3 on field goals from 26 and 46 yards.

vs. Michigan (5/10): Recorded a perfect kicking outing, going 4-for-4 on field goals from 20 and 29 yards, and two from 33 yards.

86 Curtis Hodges, TE

Games/Starts: 2025-1/1

vs. San Antonio (3/29), vs. Houston (4/6), at Birmingham (4/11), vs. St. Louis (4/19), vs. DC (4/27), and at St. Louis (5/2): Inactive.

vs. Michigan (5/10): In his first start of the year, he recorded two tackles and one forced fumble.

17 Dae Dae Hunter, RB

Games/Starts: 2025-7/2

vs. San Antonio (3/29): Tallied 16 carries for 40 total rushing yards.

vs. Houston (4/6): Recorded 14 carries for 70 yards and a pair of receptions for 22 yards.

at Birmingham (4/11): Notched six carries for 29 yards along with two receptions for eight yards.

vs. St. Louis (4/19): Recorded eight carries for 25 yards and a touchdown while also adding two receptions for 17 yards and two kick returns for 34 yards.

vs. DC (4/27): Tallied six carries for 16 yards.

at St. Louis (5/2): Led the offense in rushing and receiving yards, recording 13 carries for 47 yards and five receptions for 41 yards, while adding in one kick return for 22 yards and one solo tackle in his first start.

vs. Michigan (5/10): In his second start, he recorded 18 carries for 35 yards along with four receptions for 39 yards.

40 Jake Johanning, G

Games/Starts: 2025-5/4

vs. San Antonio (3/29): Made first career start for the Renegades, playing majority of offensive snaps.

vs. Houston (4/6): Saw action on the offensive line, seeing many offensive snaps.

at Birmingham (4/11): Saw action in his second start of the year.

vs. St. Louis (4/19): Recorded his third start of the season on the offensive line.

vs. DC (4/27): Contributed in his fourth start of the year. He also recorded one solo tackle.

at St. Louis (5/2) and vs. Michigan (5/10): Inactive.

40 Caleb Johnson, LB

Games/Starts: 2025-7/0

vs. San Antonio (3/29): Recorded one solo tackle.

vs. Houston (4/6): Tallied two tackles.

at Birmingham (4/11): Saw in-game action.

vs. St. Louis (4/19): Recorded two solo tackles.

vs. DC (4/27): Contributed on defense and special teams but recorded no statistics.

at St. Louis (5/2): Recorded three tackles, including one solo.

vs. Michigan (5/10): Saw action but recorded no statistics.

37 Carlton Johnson, CB

Games/Starts: 2025-5/0

vs. San Antonio (3/29): Inactive.

vs. Houston (4/6): Saw action in his first game as a Renegade.

at Birmingham (4/11): Saw action.

vs. St. Louis (4/19): Recorded a fumble recovery.

vs. DC (4/27): Recorded two solo tackles, one pass breakup, and returned two kickoffs for 41 yards.

at St. Louis (5/2): Recorded one solo tackle.

vs. Michigan (5/10): Inactive.

44 Durrell Johnson, DE

Games/Starts: 2025-1/0

vs. San Antonio (3/29): Inactive.

vs. Houston (4/6): Saw action on defense in his first career game as a Renegade.

at Birmingham (4/11), vs. St. Louis (4/19), vs. DC (4/27), at St. Louis (5/2), vs. Michigan (5/10): Inactive.

28 Steven Jones Jr., CB

Games/Starts: 2025-7/5

vs. San Antonio (3/29): Had his first start of the 2025 season, recording three solo tackles.

vs. Houston (4/6): In his second start on the Renegades, he recorded two solo tackles and two pass breakups.

at Birmingham (4/11): In his third start of the season, he ended the game recording two solo tackles.

vs. St. Louis (4/19): Recorded five solo tackles, including one tackle for loss, in his fourth start of the season.

vs. DC (4/27): Tied for the team lead in tackles with seven, including five solo tackles, and one pass breakup.

at St. Louis (5/2): Recorded one pass breakup.

vs. Michigan (5/10): Recorded one tackle.

7 Marquette King, P

Games/Starts: 2025-7/0

vs. San Antonio (3/29): Recorded two punts for 102 yards (51.1 avg.) with one inside the 20 yard line.

vs. Houston (4/6): Tallied five punts for 230 yards (46.0 avg.) with two inside the 20 yard line, including one falling to the two yard line. Named Special Teams Player of the Week for his performance against Houston.

at Birmingham (4/11): Registered five punts for 218 yards (43.6 avg.), with three inside the 20-yard line, including one landing on the nine yard line.

vs. St. Louis (4/19): Notched seven punts for 336 yards (48.0 avg.), with one inside the 20-yard-line.

vs. DC (4/27): Recorded four punts for 173 yards (43.3 avg.), with one inside the 20-yard-line. He also recorded one solo tackle.

at St. Louis (5/2): Recorded three punts for 157 yards (52.3 avg.).

vs. Michigan (5/10): Tallied two punts for 107 yards (53.5 avg.).

63 Rickey Lee, T

Games/Starts: 2025-7/7

vs. San Antonio (3/29): Made first career start with the Renegades, playing in many offensive snaps.

vs. Houston (4/6): Second start as a Renegade, contributing on the offensive line.

at Birmingham (4/11): Saw action in his third start of the season.

vs. St. Louis (4/19): Recorded his fourth start on the offensive line.

vs. DC (4/27): Made contributions to the offensive line in his fifth start.

at St. Louis (5/2): Recorded one solo tackle and saw action on the offensive line.

vs. Michigan (5/10): Contributed on the offensive line in his seventh start.

10 Luke Lehnen, QB

Games/Starts: 2025-1/0

vs. San Antonio (3/29), vs. Houston (4/6), at Birmingham (4/11), vs. St. Louis (4/19) and vs. DC (4/27): Inactive/emergency third quarterback.
at St. Louis (5/2): Did not play.
vs. Michigan (5/10): Did not play.

55 Garrett McGhin, T

Games/Starts: 2025-6/6

vs. San Antonio (3/29): First start since missing the 2024 season, where he contributed on the offensive line.
vs. Houston (4/6): Second start of the year, saw action on several offensive snaps.
at Birmingham (4/11): Saw action in his third start of the season.
vs. St. Louis (4/19): Made his fourth start of the season contributing on the offensive line.
vs. DC (4/27): Saw action on the offensive line in his fifth start.
at St. Louis (5/2): Did not play.
vs. Michigan (5/10): Contributed on the offensive line in his sixth start.

65 Marcus Minor, G

Games/Starts: 2025-7/7

vs. San Antonio (3/29): First start of the 2025 season, was involved in many offensive snaps.
vs. Houston (4/6): Made his second start of the year, where he contributed on the offensive line.
at Birmingham (4/11): Had his third start of the season, seeing action on many offensive snaps.
vs. St. Louis (4/19): Saw action in his fourth start of the season.
vs. DC (4/27), and at St. Louis (5/2): Contributed to the offensive line in his fifth and sixth start.
vs. Michigan (5/10): Made his seventh start on the offensive line.

54 Davoiyon Nixon, DT

Games/Starts: 2025-7/0

vs. San Antonio (3/29): Saw action in first career game with the Renegades, recording one pass breakup.
vs. Houston (4/6): Tallied one solo tackle.
at Birmingham (4/11): Notched one solo tackle.
vs. St. Louis (4/19): Recorded two tackles, including one solo tackle.
vs. DC (4/27): Tallied three total tackles, including one solo tackle, and one fumble recovery.
at St. Louis (5/2): Recorded one total tackle.
vs. Michigan (5/10): Notched one tackle.

93 Chris Odom, DE

Games/Starts: 2025-7/2

vs. San Antonio (3/29): In his first game for the Arlington Renegades, tallied three solo tackles, two being tackles for loss.
vs. Houston (4/6): In his first start of the year, recorded three total tackles, including one sack and one tackle for loss.
at Birmingham (4/11): Notched one tackle in his second start.
vs. St. Louis (4/19): Recorded four tackles, including three solo tackles, two sacks, and recovered a fumble for a touchdown.
vs. DC (4/27): Tallied four tackles, including three solo tackles, with three tackles for loss, and one sack.
at St. Louis (5/2): Recorded one solo tackle.
vs. Michigan (5/10): Tallied four tackles, including one tackle for loss.

49 Antonio Ortiz, LS

Games/Starts: 2025-7/0

vs. San Antonio (3/29): In his third season with the Renegades, saw action as the teams long snapper.
vs. Houston (4/6): Contributed cleans snaps and recorded one special teams tackle.
at Birmingham (4/11): Key contributor on three made field goals.
vs. St. Louis (4/19): Contributed clean snaps on seven punts.
vs. DC (4/27): Assisted with three made field goals, including one from 47 yards.
at St. Louis (5/2): Assisted with two made field goals, including one from 46 yards.
vs. Michigan (5/10): Contributed to four made fields.

18 Donald Payne, LB

Games/Starts: 2025-7/7

vs. San Antonio (3/29): Had his 18th start as a Renegade, recording five total tackles, including three solo tackles and one tackle for loss.
vs. Houston (4/6): In his second start of the year, led the team in total tackles with nine, including six solo tackles.
at Birmingham (4/11): In his third start of the season, he recorded five tackles, including two solo tackles, one tackle for loss, and one pass breakup.
vs. St. Louis (4/19): Led the defense with 10 tackles, including six solo tackles, in his fourth start of the year.
vs. DC (4/27): In his fifth start, tied the team lead with seven total tackles, including four solo tackles, and one tackle for loss.
at St. Louis (5/2): Recorded seven tackles, including five solo tackles, two tackles for loss, and one pass breakup in his sixth start.
vs. Michigan (5/10): Tallied six tackles in his seventh start.

3 JaVonta Payton, WR

Games/Starts: 2025-7/0

vs. San Antonio (3/29): Notched two receptions for 19 receiving yards, one carry for 12 rushing yards, and recording one solo tackle on special teams.
vs. Houston (4/6): Recorded two catches for 24 yards.
at Birmingham (4/11): Tallied three receptions for 22 yards.
vs. St. Louis (4/19): Tallied one reception for 24 yards, while also adding one carry for two yards and a rushing touchdown.
vs. DC (4/27): Notched one reception for 26 yards.
at St. Louis (5/2): Recorded three receptions for 40 yards.
vs. Michigan (5/10): Recorded one reception for three yards

12 Luis Perez, QB

Games/Starts: 2025-7/7

vs. San Antonio (3/29): Started his 2025 campaign completing 20-of-25 passes for 164 yards and one interception, while recording two carries for 18 total rushing yards.
vs. Houston (4/6): Completed 19-of-27 passes (70%) for 211 yards and one passing touchdown. He also recorded one rushing attempt for a loss of a yard.
at Birmingham (4/11): In his third start of the season, completed 26-of-38 passes for 208 yards.
vs. St. Louis (4/19): In his fourth start, completed 17-of-25 passes for 149 yards with one passing touchdown, one interception, and a single carry for eight yards.
vs. DC (4/27): Completed 23-of-33 passes for 250 yards with one touchdown, one interception, and a single carry for 10 yards.
at St. Louis (5/2): Completed 16-of-23 passes for 145 yards with one interception, and two carries for three yards.
vs. Michigan (5/10): In his seventh start, he completed 25-of-34 passes for 304 yards and two touchdowns, along with one carry for two yards.

1 Joe Powell, S

Games/Starts: 2025-7/6

- vs. San Antonio (3/29):** Recorded three solo tackles and one pass breakup.
- vs. Houston (4/6):** In his first start of the 2025 season he registered three total tackles, including one solo.
- at Birmingham (4/11):** Had a prominent outing in his second start of the year, recording six solo tackles, one interception, and two pass breakups.
- vs. St. Louis (4/19):** Tallied two solo tackles in his third start of the season.
- vs. DC (4/27):** In his fourth start, recored five tackles, including four solo tackles.
- at St. Louis (5/2):** Recorded two tackles, including one solo, in his fifth start.
- vs. Michigan (5/10):** Notched three tackles in his sixth start.

23 Jayden Price, CB

Games/Starts: 2025-7/6

- vs. San Antonio (3/29):** Had a memorable first career game with the Renegades, recording four solo tackles, one forced fumble, and two pass breakups. Vital piece for special teams, adding in 17 yards on punt return and 49 yards on kick return.
- vs. Houston (4/6):** In his first start of the year, he notched four total tackles, including three solo and one tackle for loss, and two pass breakups. He also added 68 yards on punt return and 41 yards on kick return.
- at Birmingham (4/11):** In his second start of the season, registered two solo tackles, including one pass breakup, and one punt caught.
- vs. St. Louis (4/19):** In his third start, he recorded three tackles, including two solos and two pass breakups, and added two punt returns for 32 total yards.
- vs. DC (4/27):** In his fourth start, he recorded four solo tackles, and added two punt returns for 12 yards.
- at St. Louis (5/2):** Recorded one sack and four pass breakups, while adding three punt returns for 13 yards.
- vs. Michigan (5/10):** Recorded two tackles, one punt return for 17 yards, and three kickoff returns for 47 yards.

9 De'Veon Smith, RB

Games/Starts: 2025-7/0

- vs. San Antonio (3/29):** Recorded three rushes for three yards, and three touchdowns, tying UFL record of most touchdowns scored in a single-game.
- vs. Houston (4/6):** Saw action.
- at Birmingham (4/11):** Recorded one carry for four yards, and two tackles.
- vs. St. Louis (4/19):** Recorded two carries for eight yards while also adding one total tackle.
- vs. DC (4/27):** Tallied one carry for two yards and a rushing touchdown, while adding one solo tackle.
- at St. Louis (5/2):** Recorded one carry for two yards.
- vs. Michigan (5/10):** Notched two carries for a loss of four yards.

97 LaRon Stokes, NT

Games/Starts: 2025-7/1

- San Antonio (3/29):** Saw action in first game of the season, recording one solo tackle.
- vs. Houston (4/6):** Tallied his first start of the 2025 season.
- at Birmingham (4/11):** Saw in-game action.
- vs. St. Louis (4/19):** Recorded two tackles, including one solo.
- vs. DC (4/27):** Saw action.
- at St. Louis (5/2):** Recorded one tackle.
- vs. Michigan (5/10):** Tallied one tackle.

20 Jamar Summers, CB

Games/Starts: 2025-7/1

- vs. San Antonio (3/29):** Saw action in opening season game, recording three solo tackles.
- vs. Houston (4/6):** Tallied three solo tackles.
- at Birmingham (4/11):** Contributed on defense but recorded no statistics.
- vs. St. Louis (4/19):** Recorded two solo tackles.
- vs. DC (4/27):** Tallied two solo tackles.
- at St. Louis (5/2):** In his first start, he recored two tackles, including one solo, one pass breakup, and one fumble recovery for four yards.
- vs. Michigan (5/10):** Recorded two tackles.

50 Willie Taylor III, LB

Games/Starts: 2025-7/7

- vs. San Antonio (3/29):** First start of the 2025 season, recording two total tackles including one solo tackle and one sack.
- vs. Houston (4/6):** Had a productive day in his second start of the year, recording three solo tackles, including one sack and two tackles for loss.
- at Birmingham (4/11):** In his third start, tallied three total tackles, including one solo.
- vs. St. Louis (4/19):** Tallied one solo tackle in his fourth start of the season.
- vs. DC (4/27):** Recorded two solo tackles and one sack in his fifth consecutive start.
- at St. Louis (5/2):** Tallied three tackles, 2.0 sacks, and one pass breakup.
- vs. Michigan (5/10):** Recorded two tackles and a fumble recovery in his seventh start.

25 Charlie Thomas III, LB

Games/Starts: 2025-7/6

- vs. San Antonio (3/29):** In his first season and first start as a Renegade, he recorded seven total tackles, including five solo tackles, and two pass breakups.
- vs. Houston (4/6):** Registered four total tackles, including two solo tackles, and one pass breakup.
- at Birmingham (4/11):** In his second start of the year, notched seven total tackles, including six solo tackles, two tackles for loss, and one pass breakup.
- vs. St. Louis (4/19):** Finished with seven total tackles, including four solo tackles and one sack, in his third start of the season.
- vs. DC (4/27):** In his fourth start, he recorded one solo tackle.
- at St. Louis (5/2):** Recorded three tackles, and a half sack, in his fifth start.
- vs. Michigan (5/10):** Tallied two tackles in his sixth start.

8 Tyler Vaughns, WR

Games/Starts: 2025-7/6

- vs. San Antonio (3/29):** Started the first game of the 2025 season, finishing with three receptions for 28 yards.
- vs. Houston (4/6):** Tallied second start of the year and caught one pass for 14 yards.
- at Birmingham (4/11):** Recorded a season high five receptions on eight targets for 40 yards.
- vs. St. Louis (4/19):** In his third start, he notched three receptions for 22 yards.
- vs. DC (4/27):** Recorded five receptions for 56 yards.
- at St. Louis (5/2):** Recorded one reception for six yards.
- vs. Michigan (5/10):** Led the offense in receptions and receiving yards, recording nine catches for 127 yards and a touchdown, along with one carry for a loss of five yards.

11 LuJuan Winningham, WR

Games/Starts: 2025-7/1

vs. San Antonio (3/29): In his third year with the Renegades, he recorded one reception for 12 yards, and one solo tackle.

vs. Houston (4/6): Saw action.

at Birmingham (4/11): In his first start of the season, he recorded two receptions for 12 yards.

vs. St. Louis (4/19): Record one reception for four yards and one solo tackle.

vs. DC (4/27): Contributed as a reserve receiver and on special teams but did not record any statistics.

at St. Louis (5/2) and vs. Michigan (5/10): Saw action on offense and special teams but did not record any statistics.

14 Isaiah Winstead , WR

Games/Starts: 2025-7/6

vs. San Antonio (3/29): Started the first game of the 2025 season, ending the day with four receptions for 19 total receiving yards.

vs. Houston (4/6): In his second start of the season, led the team in receptions and receiving yards, recording seven receptions for 73 yards.

at Birmingham (4/11): Recorded three receptions for 29 yards in his third start of the season.

vs. St. Louis (4/19): In his fourth start, he tallied two receptions for 14 yards.

vs. DC (4/27): Registered three receptions for 67 yards.

at St. Louis (5/2): Recorded two receptions for 14 yards.

vs. Michigan (5/10): Tallied one reception for eight yards.

Arlington Renegades 2025 Season Stats
Game Results
(As of May 12, 2025)



Date	Opponent	Site		Score	Overall	Start
03-29-25	San Antonio Brahmas	Arlington, TX	W	33-9	1-0	04:00 PM ET
04-06-25	Houston Roughnecks	Arlington, TX	W	11-9	2-0	12:00 PM ET
04-11-25	Birmingham Stallions	Birmingham, AL	L	9-10	2-1	08:00 PM ET
04-19-25	St. Louis Battlehawks	Arlington, TX	W	30-15	3-1	12:30 PM ET
04-27-25	DC Defenders	Arlington, TX	L	33-37	3-2	12:00 PM ET
05-02-25	St. Louis Battlehawks	St. Louis, MO	L	6-12	3-3	08:00 PM ET
05-10-25	Michigan Panthers	Arlington, TX	L	24-25	3-4	01:00 PM ET

Arlington Renegades Records

Overall	3-4
Home	3-2
Away	0-2
Current Streak	2

Arlington Renegades 2025 Season Stats
Team Statistics
(As of May 12, 2025)



Team Statistics	ARL	OPP
SCORING	146	117
Points Per Game	20.9	16.7
Points Off Turnovers	17	21
FIRST DOWNS	120	107
Rushing	35	38
Passing	66	61
Penalty	19	8
RUSHING YARDAGE	652	656
Yards gained rushing	719	721
Yards lost rushing	67	65
Rushing Attempts	170	166
Average Per Rush	3.8	4.0
Average Per Game	93.1	93.7
TDs Rushing	7	5
PASSING YARDAGE	1356	1165
Comp-Att-Int	146-207-4	103-217-5
Average Per Pass	6.6	5.4
Average Per Catch	9.3	11.3
Average Per Game	193.7	166.4
TDs Passing	5	7
TOTAL OFFENSE	2008	1821
Total Plays	396	401
Average Yards Per Play	5.1	4.5
Average Plays Per Game	56.6	57.3
Average Yards Per Game	286.9	260.1
KICK RETURNS: #-Yards	22-504	26-587
PUNT RETURNS: #-Yards	15-160	18-231
INT RETURNS: #-Yards	5-121	4-85
KICK RETURN AVERAGE	22.9	22.6
PUNT RETURN AVERAGE	10.7	12.8
INT RETURNS: #-Yards	5-121	4-85
INT RETURN AVERAGE	24.2	21.3
FUMBLES-LOST	10-6	10-6
PENALTIES-Yards	54-404	48-391
Average Penalties Per Game	7.7	6.9
Average Yards Per Game	57.7	55.9
PUNTS-Yards	28-1324	29-1335
Average Per Punt	47.3	46.0
Net Punting Average	39.0	40.5
KICKOFFS-Yards	33-2076	25-1594
Average Per Kick	62.9	63.8
Net Kicking Average	45.1	43.6
TIME OF POSSESSION/Game	32:00	28:00
3RD-DOWN Conversions	42-92	31-92
3rd-Down Pct	46%	34%
4th-DOWN Conversions	1-3	9-14
4th-Down Pct	33%	64%
SACKS BY-Yards	18.5-141	19-99
MISC YARDS	0	0
TOUCHDOWNS SCORED	14	13
FIELD GOALS MADE-ATTEMPTED	14-16	10-12
RED-ZONE SCORES	(8-20) 40%	(8-15) 53%
RED-ZONE SCORING	(8-20) 40%	(8-15) 53%
ALTERNATIVE KICKS	(0-0) 0%	(0-2) 0%
1PT CONVERSION-ATTEMPTS	0-0 (0%)	4-6 (67%)
2PT CONVERSION-ATTEMPTS	10-14 (71%)	1-5 (20%)
3PT CONVERSION-ATTEMPTS	0-0 (0%)	1-2 (50%)

Score by Quarters	1st	2nd	3rd	4th	OT	Total
Arlington Renegades	44	33	17	52	0	146
Opponents	3	42	19	53	0	117

Arlington Renegades 2025 Season Stats
Individual Statistics - Offense
(As of May 12, 2025)



Rushing	GP	Att	Gain	Loss	Net	Avg	TD	Lng	Avg/Gm
Kalen Ballage	6	65	328	22	306	4.7	2	77	51.0
Dae Dae Hunter	7	81	297	35	262	3.2	1	23	37.4
Luis Perez	7	8	40	0	40	5.0	0	17	5.7
JaVonta Payton	7	2	36	0	36	18.0	0	24	5.1
DeVeon Smith	7	10	12	5	7	0.7	4	4	1.0
Holton Ahlers	5	1	4	0	4	4.0	0	4	0.8
Seth Green	7	2	2	0	2	1.0	0	1	0.3
Tyler Vaughns	7	1	0	5	-5	-5.0	0	-5	-0.7
Total	7	170	719	67	652	3.8	7	77	93.1
Opponents	7	166	721	65	656	4.0	5	37	93.7

Passing	GP	Eff	C-A-I	Pct	Yds	TD	Lng	Avg/G
Luis Perez	7	134.99	146-205-4	71.2	1455	5	63	207.9
Holton Ahlers	5	0.00	0-1-0	0.0	0	0	0	0.0
Seth Green	7	0.00	0-1-0	0.0	0	0	0	0.0
Total	7	129.66	146-207-4	70.5	1356	5	63	193.7
Opponents	7	98.60	103-217-5	47.5	1165	7	54	166.4

Receiving	GP	No.	Yds	Avg	TD	Lng	Avg/Gm
Sal Cannella	7	30	299	10.0	1	40	42.7
Tyler Vaughns	7	27	293	10.9	1	29	41.9
Isaiah Winstead	7	22	224	10.2	0	38	32.0
Deontay Burnett	7	19	231	12.2	2	63	33.0
Dae Dae Hunter	7	15	127	8.5	0	26	18.1
JaVonta Payton	7	13	136	10.5	1	26	19.4
Kalen Ballage	6	10	46	4.6	0	15	7.7
Seth Green	7	6	71	11.8	0	24	10.1
Lajuan Winningham	7	4	28	7.0	0	12	4.0
Total	7	146	1455	10.0	5	63	207.9
Opponents	7	103	1303	12.7	7	54	186.1

Arlington Renegades 2025 Season Stats

Individual Statistics - Returns

(As of May 12, 2025)



Punt Returns	No.	Yds	Avg	TD	Lng
Jayden Price	15	160	10.7	0	24
Total	15	160	10.7	0	24
Opponents	18	231	12.8	0	47

Interceptions	No.	Yds	Avg	TD	Lng
Ajene Harris	3	121	40.3	1	102
Joe Powell	1	0	0.0	0	0
Chris Claybrooks	1	0	0.0	0	0
Total	5	121	24.2	1	102
Opponents	4	85	21.3	1	56

Kick Returns	No.	Yds	Avg	TD	Lng
Kalen Ballage	6	161	26.8	0	39
Jayden Price	7	137	19.6	0	27
Chris Claybrooks	3	75	25.0	0	29
Dae Dae Hunter	3	56	18.7	0	22
Carlton Johnson	2	41	20.5	0	21
Ajene Harris	1	34	34.0	0	34
Total	22	504	22.9	0	39
Opponents	26	587	22.6	0	41

Fumble Returns	No.	Yds	Avg	TD	Lng
Chris Odom	1	39	39.0	1	0
Jamar Summers	1	4	4.0	0	0
Ajene Harris	1	0	0.0	0	0
Dae Dae Hunter	1	0	0.0	0	0
Nico Bolden	1	0	0.0	0	0
Carlton Johnson	1	0	0.0	0	0
Willie Taylor III	1	0	0.0	0	0
Daviyon Nixon Sr.	1	0	0.0	0	0
Ricky Lee	1	0	0.0	0	0
Total	0	0	0	0	0
Opponents	0	0	0	0	0

Arlington Renegades 2025 Season Stats
Individual Statistics - All Purpose and Scoring
(As of May 12, 2025)



All-Purpose Yardage

Total Offense	G	Plays	Rush	Pass	Total	Avg/G
Luis Perez	7	213	40	1455	1495	213.6
Kalen Ballage	6	65	306	0	306	51.0
Dae Dae Hunter	7	81	262	0	262	37.4
JaVonta Payton	7	2	36	0	36	5.1
DeVeon Smith	7	10	7	0	7	1.0
Holton Ahlers	5	2	4	0	4	0.8
Seth Green	7	3	2	0	2	0.3
Tyler Vaughns	7	1	-5	0	-5	-0.7
Total	7	377	652	1356	2008	286.9
Opponent	7	383	656	1165	1821	260.1

Scoring	TD	FG	1PT PAT		2PT PAT		3PT PAT		DEFENSE				Pts
			Rush	Rcv	Rush	Rcv	Rush	Rcv	1PT	2PT	3PT	Saf	
DeVeon Smith	4	-	0	0	0	0	0	0	-	-	-	-	24
Deontay Burnett	2	-	0	0	0	3	0	0	-	-	-	-	18
JaVonta Payton	1	-	0	0	0	3	0	0	-	-	-	-	12
Kalen Ballage	2	-	0	0	0	0	0	0	-	-	-	-	12
Sal Cannella	1	-	0	0	0	2	0	0	-	-	-	-	10
Tyler Vaughns	1	-	0	0	0	1	0	0	-	-	-	-	8
Ajene Harris	1	-	0	0	0	0	0	0	-	-	-	-	6
Dae Dae Hunter	1	-	0	0	0	0	0	0	-	-	-	-	6
Chris Odom	1	-	0	0	0	0	0	0	-	-	-	-	6
Isaiah Winstead	0	-	0	0	0	1	0	0	-	-	-	-	2
Total	14	14	0	0	0	10	0	0	0	0	0	0	146
Opponents	13	10	4	0	0	1	0	1	0	0	0	0	117

PATs	1PT PAT			2PT PAT			3PT PAT			DEFENSE			Pts
	Rush	Rcv	Pass	Rush	Rcv	Pass	Rush	Rcv	Pass	1PT	2PT	3PT	
Luis Perez	0-0	0-0	0-0	0-0	0-0	10-13	0-0	0-0	0-0	-	-	-	0
Ajene Harris	0-0	-	0-0	0-0	-	0-0	0-0	-	0-0	-	0-1	-	0
Deontay Burnett	0-0	0-0	0-0	0-0	2-2	0-0	0-0	0-0	0-0	-	-	-	3
Sal Cannella	0-0	0-0	0-0	0-0	1-1	0-0	0-0	0-0	0-0	-	-	-	2
Seth Green	0-0	0-0	0-0	0-0	0-1	0-0	0-0	0-0	0-0	-	-	-	0
Total	0-0	0-0	0-0	0-1	10-13	10-13	0-0	0-0	0-0	0-0	0-1	0-0	10
Opponents	4-6	0-0	0-0	0-1	1-4	1-4	0-0	1-2	1-2	0-0	0-0	0-0	6

Arlington Renegades 2025 Season Stats
Overall Defensive Statistics
(As of May 12, 2025)



##	Defensive Leaders	GP	Tackles				Sacks		Pass Defense			Fumbles			BK	Saf
			UA	A	Tot	TFL/Yds	No	Yds	Int	IRYds	Brup	FF	FR	Yds		
18	Donald Payne	7	29	20	49	6-9	0	0	0	0	2	0	0	0	0	0
05	Ajene Harris	7	35	7	42	3-5	0	0	3	121	9	1	1	0	0	0
46	Myles Dorn	7	24	8	32	3-12	1	5	0	0	3	1	0	0	0	0
25	Charlie Thomas III	7	18	12	30	2-8	1.5	9	0	0	3	0	0	0	0	0
01	Joe Powell	7	20	4	24	0-0	0	0	1	0	3	0	0	0	0	0
23	Jayden Price	7	18	2	20	2-7	1	6	0	0	11	1	0	0	0	0
93	Chris Odom	7	14	6	20	9-48	4	28	0	0	0	0	1	39	0	0
28	Steven Jones, Jr.	7	17	2	19	1-1	0	0	0	0	4	0	0	0	0	0
50	Willie Taylor III	7	11	6	17	6-42	5	40	0	0	2	0	1	0	0	0
92	Kyon Barrs	7	4	12	16	0-0	0	0	0	0	0	0	0	0	0	0
45	Will Clarke	7	10	5	15	3-28	2	25	0	0	1	0	0	0	0	0
02	Chris Claybrooks	6	12	1	13	1-1	0	0	1	0	2	0	0	0	0	0
20	Jamar Summers	7	12	1	13	0-0	0	0	0	0	1	0	1	4	0	0
22	Jamal Carter	4	8	3	11	0-0	0	0	0	0	0	1	0	0	0	0
95	Amani Bledsoe	7	3	8	11	3-8	1.5	7	0	0	0	0	0	0	0	0
54	Daviyon Nixon Sr.	7	4	5	9	0-0	0	0	0	0	1	0	1	0	0	0
33	Taco Charlton	4	3	6	9	1-7	2.5	21	0	0	0	1	0	0	0	0
40	Caleb Johnson	7	5	3	8	0-0	0	0	0	0	0	0	0	0	0	0
24	Nico Bolden	6	7	0	7	0-0	0	0	0	0	0	0	1	0	0	0
97	LaRon Stokes	7	2	3	5	0-0	0	0	0	0	0	0	0	0	0	0
09	DeVeon Smith	7	1	3	4	0-0	0	0	0	0	0	0	0	0	0	0
37	Carlton Johnson	5	3	0	3	0-0	0	0	0	0	1	0	1	0	0	0
80	Sal Cannella	7	3	0	3	0-0	0	0	0	0	0	1	0	0	0	0
11	Lujuan Winningham	7	2	0	2	0-0	0	0	0	0	0	0	0	0	0	0
17	Dae Dae Hunter	7	2	0	2	0-0	0	0	0	0	0	0	0	0	0	0
86	Curtis Hodges	1	2	0	2	0-0	0	0	0	0	0	1	0	0	0	0
49	Antonio Ortiz	7	1	1	2	0-0	0	0	0	0	0	0	0	0	0	0
03	JaVonta Payton	7	1	0	1	0-0	0	0	0	0	0	0	0	0	0	0
07	Marquette King	7	1	0	1	0-0	0	0	0	0	0	0	0	0	0	0
47	Storey Jackson	1	1	0	1	0-0	0	0	0	0	0	0	0	0	0	0
53	J.D. DiRenzo	3	1	0	1	0-0	0	0	0	0	0	0	0	0	0	0
63	Ricky Lee	7	1	0	1	0-0	0	0	0	0	0	0	0	0	0	0
66	Jacob Johanning	5	1	0	1	0-0	0	0	0	0	0	0	0	0	0	0
71	Matt Farniok	7	1	0	1	0-0	0	0	0	0	0	0	0	0	0	0
87	Seth Green	7	1	0	1	0-0	0	0	0	0	0	0	0	0	0	0
43	Lucas Havrisik	7	0	1	1	0-0	0	0	0	0	0	0	0	0	0	0
51	Tuzar Skipper	2	0	1	1	0-0	0	0	0	0	0	0	0	0	0	0
Total		7	278	120	398	40-176	18.5	141	5	121	43	7	7	43	0	0
Opponents		7	321	156	477	43-149	19	99	4	85	24	10	7	33	0	0

Arlington Renegades 2025 Season Stats
Overall Individual Statistics - Field Goals
(As of May 12, 2025)



Field Goals	FG	Pct.	01-19	20-29	30-39	40-49	50+	Long	Blkd
Lucas Havrisik	14-16	87.5	0-0	7-7	4-4	3-4	0-1	47	0
Total	14-16	87.5	0-0	7-7	4-4	3-4	0-1	47	0
Opponents	10-12	83.3	0-1	1-1	2-2	3-3	4-6	56	0

FG Sequence	Arlington Renegades				Opponents			
	Dist	Res	Qtr	Clock	Dist	Res	Qtr	Clock
San Antonio Brahmas	26	GOOD	4	00:19	39	GOOD	2	9:42
					56	MISS	3	00:10
Houston Roughnecks	27	GOOD	1	6:47	41	GOOD	2	00:02
	53	MISS	1	2:02				
Birmingham Stallions	27	GOOD	1	5:40	42	GOOD	3	10:09
	33	GOOD	2	9:56				
	20	GOOD	2	00:00				
St. Louis Battlehawks					55	GOOD	1	8:24
					31	GOOD	2	3:09
					53	GOOD	3	11:29
DC Defenders	39	GOOD	1	5:34	58	MISS	1	8:46
	42	GOOD	3	2:06	0	MISS	2	00:13
	47	GOOD	4	12:29	20	GOOD	2	00:00
St. Louis Battlehawks	44	MISS	1	7:03	49	GOOD	2	00:00
	46	GOOD	4	14:56	53	GOOD	4	6:23
	26	GOOD	4	11:45				
Michigan Panthers	20	GOOD	1	3:29	56	GOOD	2	4:19
	33	GOOD	2	00:00				
	29	GOOD	3	10:23				
	33	GOOD	3	8:36				

Arlington Renegades 2025 Season Stats
Overall Individual Statistics - Special Teams
(As of May 12, 2025)



Punting	No	Yds	Avg	Lng	TB	FC	In20
Marquette King	28	1324	47.3	69	3	0	8
Total	28	1324	47.3	69	3	0	8
Opponents	29	1335	46.0	69	5	0	7

Kickoffs	No	Yds	Avg	TB	OB	Retn	Net
Lucas Havrisik	33	2076	62.9	6	1	--	--
Total	33	2076	62.9	6	1	22.6	40.3
Total	25	1594	63.8	2	1	22.9	40.9

Arlington Renegades 2025 Season Stats
Team Game-by-Game
(As of May 12, 2025)



Offense		Rushing				Receiving				Passing				Kick Returns				Punt Returns				Tot Pts		Pts	
Date	Opponent	No	Yds	TD	Lng	No	Yds	TD	Lng	C-A-I	Yds	TD	Lng	No	Yds	TD	Lng	No	Yds	TD	Lng	Off	TO	Scrd	
03-29-25	San Antonio Brahmas	31	183	4	77	20	164	0	25	20-26-1	164	0	25	2	49	0	27	1	17	0	17	347	0	33	
04-06-25	Houston Roughnecks	27	100	0	23	19	211	1	29	19-27-0	198	1	29	2	41	0	26	5	68	0	24	298	0	11	
04-11-25	Birmingham Stallions	23	74	0	19	26	204	0	26	26-38-0	178	0	26	3	87	0	34	1	1	0	1	252	6	9	
04-19-25	St. Louis Battlehawks	22	73	1	24	17	149	1	28	17-26-1	136	1	28	5	107	0	29	2	32	0	21	209	0	30	
04-27-25	DC Defenders	19	108	2	33	23	268	1	63	23-33-1	248	1	63	5	122	0	39	2	12	0	8	356	3	33	
05-02-25	St. Louis Battlehawks	25	82	0	16	16	145	0	26	16-23-1	128	0	26	2	51	0	29	3	13	0	8	210	3	6	
05-10-25	Michigan Panthers	23	32	0	10	25	314	2	40	25-34-0	304	2	40	3	47	0	23	1	17	0	17	336	9	24	
Games Played: 7		170	652	7	77	146	1455	5	63	146-207-4	1356	5	63	22	504	0	39	15	160	0	24	2008	21	146	
		Per Att	3.8			Per Cth	10.0			Eff: 129.66	Y/G: 193.7			Avg	22.9			Avg	10.7			286.9			
Opponent Totals		166	656	5	37	103	1303	7	54	103-217-5	1165	7	54	26	587	0	41	18	231	0	47	1821	17	117	
		Per Att	4.0			Per Cth	12.7			Eff: 98.60	Y/G: 166.4			Avg	22.6			Avg	12.8			260.1			

Defense		Tackles				Sacks		Fumbles			Pass Defense			Blkd	PAT Attempts			TO	Pts	
Date	Opponent	UA	A	Total	TFL-Yds	No	Yds	FF	FR	Yds	Int	Yds	Brup	Kick	Kick	Rush	Pass		Saf	Allw
03-29-25	San Antonio Brahmas	43	11	54	7-32	2	24	1	0	0	0	0	7	0	0-0	0-0	3-4	1	0	9
04-06-25	Houston Roughnecks	34	17	51	6-29	2	17	0	0	0	1	19	9	0	0-0	0-0	1-1	1	0	9
04-11-25	Birmingham Stallions	34	17	51	2-3	0	0	1	1	0	1	0	7	0	0-0	0-0	0-0	1	0	10
04-19-25	St. Louis Battlehawks	51	25	76	9-46	6	43	1	2	39	2	102	5	0	0-0	0-0	3-4	1	0	15
04-27-25	DC Defenders	45	13	58	6-26	2	15	1	1	0	1	0	5	0	0-0	0-0	3-3	2	0	37
05-02-25	St. Louis Battlehawks	38	17	55	7-25	6	38	1	1	4	0	0	9	0	0-0	0-0	0-0	4	0	12
05-10-25	Michigan Panthers	33	20	53	3-15	1	4	2	2	0	0	0	1	0	0-0	0-1	0-1	0	0	25
Games Played: 7		278	120	398	40-176	19	141	7	7	43	5	121	43	0	0-0	0-1	10-13	10	0	117
Opponent Totals		321	156	477	43-149	19	99	10	7	33	4	85	24	0	0-0	0-1	1-4	11	0	146

Special Teams		Punting								Field Goals			Kickoffs				
Date	Opponent	No	Yds	Avg	Long	Blkd	TB	I20		M-A	Long	Blkd	No	Yds	Avg	TB	OB
03-29-25	San Antonio Brahmas	2	103	51.5	67	0	0	1		1-1	26	0	6	389	64.8	0	0
04-06-25	Houston Roughnecks	5	230	46.0	69	0	1	2		1-2	27	0	3	176	58.7	0	0
04-11-25	Birmingham Stallions	5	218	43.6	59	0	0	3		3-3	33	0	3	191	63.7	0	0
04-19-25	St. Louis Battlehawks	7	336	48.0	59	0	1	1		0-0	0	0	5	331	66.2	1	0
04-27-25	DC Defenders	4	173	43.3	46	0	0	1		3-3	47	0	7	460	65.7	4	0
05-02-25	St. Louis Battlehawks	3	157	52.3	55	0	0	0		2-3	46	0	3	185	61.7	0	0
05-10-25	Michigan Panthers	2	107	53.5	56	0	1	0		4-4	33	0	6	344	57.3	1	1
Games Played: 7		28	1324	47.3	69	0	3	8		14-16	47	0	33	2076	62.9	6	1
Opponent Totals		29	1335	46.0	69	0	5	7		10-12	56	0	25	1594	63.8	2	1

Arlington Renegades 2025 Season Stats
Opponent Game-by-Game
(As of May 12, 2025)



Offense		Rushing				Receiving				Passing				Kick Returns				Punt Returns				Tot Pts		Pts	
Date	Opponent	No	Yds	TD	Lng	No	Yds	TD	Lng	C-A-I	Yds	TD	Lng	No	Yds	TD	Lng	No	Yds	TD	Lng	Off	TO	Scrd	
03-29-25	San Antonio Brahmas	20	105	1	31	17	159	0	19	17-31-0	135	0	19	6	154	0	33	2	18	0	15	240	3	9	
04-06-25	Houston Roughnecks	18	63	0	13	14	179	1	37	14-33-1	162	1	37	3	53	0	20	2	17	0	12	225	0	9	
04-11-25	Birmingham Stallions	18	53	0	9	19	255	1	28	19-41-1	255	1	28	3	81	0	31	2	13	0	10	308	0	10	
04-19-25	St. Louis Battlehawks	37	122	0	18	8	78	0	20	8-19-2	35	0	20	4	103	0	41	5	63	0	23	157	14	15	
04-27-25	DC Defenders	24	96	2	20	23	308	3	54	23-46-1	293	3	54	3	65	0	23	3	65	0	47	389	0	37	
05-02-25	St. Louis Battlehawks	26	113	0	37	7	93	1	30	7-19-0	58	1	30	3	58	0	24	3	47	0	17	171	0	12	
05-10-25	Michigan Panthers	23	104	2	23	15	231	1	38	15-28-0	227	1	38	4	73	0	20	1	8	0	8	331	0	25	
Games Played: 7		166	656	5	37	103	1303	7	54	103-217-5	1165	7	54	26	587	0	41	18	231	0	47	1821	17	117	
		Per Att 4.0				Per Cth 12.7				Eff: 98.60 Y/G: 166.4				Avg 22.6				Avg 12.8				260.1			
Arlington Renegades Totals		170	652	7	77	146	1455	5	63	146-207-4	1356	5	63	22	504	0	39	15	160	0	24	2008	21	146	
		Per Att 3.8				Per Cth 10.0				Eff: 129.66 Y/G: 193.7				Avg 22.9				Avg 10.7				286.9			

Defense		Tackles				Sacks		Fumbles			Pass Defense			Blkd	PAT Attempts			TO	Pts	
Date	Opponent	UA	A	Total	TFL-Yds	No	Yds	FF	FR	Yds	Int	Yds	Brup	Kick	Kick	Rush	Pass		Saf	Allw
03-29-25	San Antonio Brahmas	45	21	66	2-5	0	0	0	0	0	1	17	2	0	0-0	0-0	0-0	0	0	33
04-06-25	Houston Roughnecks	50	20	70	9-34	3	13	2	1	33	0	0	2	0	0-0	0-1	0-0	1	0	11
04-11-25	Birmingham Stallions	49	21	70	7-34	3	26	1	1	0	0	0	2	0	0-0	0-0	0-0	2	0	9
04-19-25	St. Louis Battlehawks	37	30	67	5-12	2	13	1	0	0	1	56	5	0	0-0	0-0	0-0	3	0	30
04-27-25	DC Defenders	45	26	71	5-16	5	20	1	1	0	1	0	6	0	0-0	0-0	1-3	2	0	33
05-02-25	St. Louis Battlehawks	44	20	64	5-15	3	17	3	3	0	1	12	2	0	0-0	0-0	0-1	1	0	6
05-10-25	Michigan Panthers	51	18	69	10-33	3	10	2	1	0	0	0	5	0	0-0	0-0	0-0	2	0	24
Games Played: 7		321	156	477	43-149	19	99	10	7	33	4	85	24	0	0-0	0-1	1-4	11	0	146
Arlington Renegades Totals		278	120	398	40-176	19	141	7	7	43	5	121	43	0	0-0	0-1	10-13	10	0	117

Special Teams		Punting							Field Goals			Kickoffs				
Date	Opponent	No	Yds	Avg	Long	Blkd	TB	I20	M-A	Long	Blkd	No	Yds	Avg	TB	OB
03-29-25	San Antonio Brahmas	3	163	54.3	69	0	0	1	1-2	39	0	2	137	68.5	0	0
04-06-25	Houston Roughnecks	8	366	45.8	53	0	2	2	1-1	41	0	2	124	62.0	0	0
04-11-25	Birmingham Stallions	4	152	38.0	42	0	0	2	1-1	42	0	3	210	70.0	0	0
04-19-25	St. Louis Battlehawks	4	191	47.8	56	0	0	1	3-3	55	0	5	320	64.0	0	0
04-27-25	DC Defenders	3	126	42.0	46	0	0	0	1-2	20	0	6	389	64.8	1	0
05-02-25	St. Louis Battlehawks	5	235	47.0	57	0	2	1	2-2	53	0	3	201	67.0	1	0
05-10-25	Michigan Panthers	2	102	51.0	55	0	1	0	1-1	56	0	4	213	53.3	0	1
Games Played: 7		29	1335	46.0	69	0	5	7	10-12	56	0	25	1594	63.8	2	1
Arlington Renegades Totals		28	1324	47.3	69	0	3	8	14-16	47	0	33	2076	62.9	6	1

Arlington Renegades 2025 Season Stats
Game Superlatives
(As of May 12, 2025)



Arlington Renegades Individual Game Highs

Rushes	18	Dae Hunter, Dae vs. Michigan Panthers (05-10-25)
Yards Rushing	110	Ballage, Kalen vs. San Antonio Brahmas (03-29-25)
TD Rushes	3	Smith, DeVeon vs. San Antonio Brahmas (03-29-25)
Long Rush	77	Ballage, Kalen vs. San Antonio Brahmas (03-29-25)
Rushing Average (Min. 5)	12.2 110-9	Ballage, Kalen vs. San Antonio Brahmas (03-29-25)
Pass attempts	38	Perez, Luis at Birmingham Stallions (04-11-25)
Pass completions	26	Perez, Luis at Birmingham Stallions (04-11-25)
Yards passing	314	Perez, Luis vs. Michigan Panthers (05-10-25)
TD Passes	2	Perez, Luis vs. Michigan Panthers (05-10-25)
Interceptions Thrown	1	Perez, Luis vs. San Antonio Brahmas (03-29-25)
	1	Perez, Luis vs. St. Louis Battlehawks (04-19-25)
	1	Perez, Luis vs. DC Defenders (04-27-25)
	1	Perez, Luis at St. Louis Battlehawks (05-02-25)
Long Pass	63	Perez, Luis vs. DC Defenders (04-27-25)
Times Sacked	5	Perez, Luis vs. DC Defenders (04-27-25)
Passing Average (Min. 5)	9.2 314-34	Perez, Luis vs. Michigan Panthers (05-10-25)
Completion Average (Min. 5)	12.6 314-25	Perez, Luis vs. Michigan Panthers (05-10-25)
Completion Percentage (Min. 5)	80 20-25	Perez, Luis vs. San Antonio Brahmas (03-29-25)
Receptions	9	Vaughns, Tyler vs. Michigan Panthers (05-10-25)
Targets	10	Vaughns, Tyler vs. Michigan Panthers (05-10-25)
Yards Receiving	127	Vaughns, Tyler vs. Michigan Panthers (05-10-25)
TD Receptions	1	Burnett, Deontay vs. Houston Roughnecks (04-06-25)
	1	Payton, JaVonta vs. St. Louis Battlehawks (04-19-25)
	1	Burnett, Deontay vs. DC Defenders (04-27-25)
	1	Vaughns, Tyler vs. Michigan Panthers (05-10-25)
	1	Cannella, Sal vs. Michigan Panthers (05-10-25)
Long Reception	63	Burnett, Deontay vs. DC Defenders (04-27-25)
Field Goals made	4	Havrisik, Lucas vs. Michigan Panthers (05-10-25)
Field Goals attempted	4	Havrisik, Lucas vs. Michigan Panthers (05-10-25)
Long Field Goal Made	47	Havrisik, Lucas vs. DC Defenders (04-27-25)
Points Scored	18	Smith, DeVeon vs. San Antonio Brahmas (03-29-25)
Punts	7	King, Marquette vs. St. Louis Battlehawks (04-19-25)
Punting Average (Min. 3)	48.0 336-7	King, Marquette vs. St. Louis Battlehawks (04-19-25)
Long Punt	69	King, Marquette vs. Houston Roughnecks (04-06-25)
Punts Inside 20	3	King, Marquette at Birmingham Stallions (04-11-25)
Long Punt Return	24	Price, Jayden vs. Houston Roughnecks (04-06-25)
Long Kickoff Return	39	Ballage, Kalen vs. DC Defenders (04-27-25)
Long Interception Return	102	Harris, Ajene vs. St. Louis Battlehawks (04-19-25)
Total Tackles	10	Payne, Donald vs. St. Louis Battlehawks (04-19-25)
Tackles For Loss	3	Odom, Chris vs. DC Defenders (04-27-25)
Tackles For Loss Yards	17	Clarke, Will vs. San Antonio Brahmas (03-29-25)
	17	Odom, Chris vs. St. Louis Battlehawks (04-19-25)
Sacks	2	Odom, Chris vs. St. Louis Battlehawks (04-19-25)
	2	Taylor III, Willie at St. Louis Battlehawks (05-02-25)
Sack Yards	17	Clarke, Will vs. San Antonio Brahmas (03-29-25)
	17	Odom, Chris vs. St. Louis Battlehawks (04-19-25)
Interceptions	1	Harris, Ajene vs. Houston Roughnecks (04-06-25)
	1	Powell, Joe at Birmingham Stallions (04-11-25)
	1	Claybrooks, Chris vs. St. Louis Battlehawks (04-19-25)
	1	Harris, Ajene vs. St. Louis Battlehawks (04-19-25)
	1	Harris, Ajene vs. DC Defenders (04-27-25)
Pass Breakups	4	Price, Jayden at St. Louis Battlehawks (05-02-25)
Forced Fumbles	1	Price, Jayden vs. San Antonio Brahmas (03-29-25)
	1	Dorn, Myles at Birmingham Stallions (04-11-25)
	1	Cannella, Sal vs. St. Louis Battlehawks (04-19-25)
	1	Harris, Ajene vs. DC Defenders (04-27-25)
	1	Charlton, Taco at St. Louis Battlehawks (05-02-25)
	1	Carter, Jamal vs. Michigan Panthers (05-10-25)
	1	Hodges, Curtis vs. Michigan Panthers (05-10-25)
Fumble Recoveries	1	Harris, Ajene at Birmingham Stallions (04-11-25)
	1	Johnson, Carlton vs. St. Louis Battlehawks (04-19-25)

	1	Odom, Chris vs. St. Louis Battlehawks (04-19-25)
	1	Nixon Sr., Daviyon vs. DC Defenders (04-27-25)
	1	Summers, Jamar at St. Louis Battlehawks (05-02-25)
	1	Bolden, Nico vs. Michigan Panthers (05-10-25)
	1	Taylor III, Willie vs. Michigan Panthers (05-10-25)

Arlington Renegades 2025 Season Stats
Game Superlatives
(As of May 12, 2025)



Arlington Renegades Opponent Individual Game Highs

Rush Attempts	20	Saylors, Jacob vs St. Louis Battlehawks (04-19-25)
Rushing Yards	61	Saylors, Jacob vs St. Louis Battlehawks (04-19-25)
Long Rush	37	Duggan, Max vs St. Louis Battlehawks (05-02-25)
Rushing Average	4	Howard, Jarveon vs St. Louis Battlehawks (2025-04-19)
Pass Attempts	46	Taamu, Jordan vs DC Defenders (04-27-25)
Pass Completions	23	Taamu, Jordan vs DC Defenders (04-27-25)
Passing Yards	308	Taamu, Jordan vs DC Defenders (04-27-25)
TD Passes	3	Taamu, Jordan vs DC Defenders (04-27-25)
Interceptions Thrown	2	Duggan, Max vs St. Louis Battlehawks (04-19-25)
Long Pass	54	Taamu, Jordan vs DC Defenders (04-27-25)
Sacked	6	Duggan, Max vs St. Louis Battlehawks (04-19-25)
Completion Average	15.4	Perkins, Bryce vs Michigan Panthers (2025-05-10)
Receptions	7	Rowland, Chris vs DC Defenders (04-27-25)
Targets	12	Rowland, Chris vs DC Defenders (04-27-25)
Long Reception	54	Sanders, Braylon vs DC Defenders (04-27-25)
Field Goals Made	3	Blankenship, Rodrigo vs St. Louis Battlehawks (04-19-25)
Field Goals Attempted	3	Blankenship, Rodrigo vs St. Louis Battlehawks (04-19-25)
Long Field Goal Made	56	Potter, B.T. vs Michigan Panthers (05-10-25)
Punts	8	Rivers, Mike vs Houston Roughnecks (04-06-25)
Long Punt	69	Wing, Brad vs San Antonio Brahmas (03-29-25)
Punts Inside 20-yd line	2	Rivers, Mike vs Houston Roughnecks (04-06-25)
	2	Wadman, Colby vs Birmingham Stallions (04-11-25)
Long Punt Return	47	Mickens, Jaydon vs DC Defenders (04-27-25)
Long Kickoff Return	41	Jackson, Blake vs St. Louis Battlehawks (04-19-25)
Long Interception Return	56	Harvey, Willie vs St. Louis Battlehawks (04-19-25)
Sack Yards	15	Wilson, Marvin vs Birmingham Stallions (04-11-25)
Pass Breakups	2	Isaac, Keenan vs Houston Roughnecks (04-06-25)
	2	Gilmore, Steven vs Birmingham Stallions (04-11-25)
	2	Carter, T.J. vs Michigan Panthers (05-10-25)
	2	Lovely, Keni-H vs Michigan Panthers (05-10-25)
Forced Fumbles	2	Taumoepenu, Pita vs St. Louis Battlehawks (05-02-25)

Arlington Renegades 2025 Season Stats
Game Superlatives
(As of May 12, 2025)



Arlington Renegades Team Game Highs

Rushes	31		vs. San Antonio Brahmas (03-29-25)
Yards Rushing	183		vs. San Antonio Brahmas (03-29-25)
Rushing Average (Min. 3)	5.9	183-31	vs. San Antonio Brahmas (03-29-25)
TD Rushes	4		vs. San Antonio Brahmas (03-29-25)
Stuffed Rushes	9		vs. Houston Roughnecks (04-06-25)
	9		vs. Michigan Panthers (05-10-25)
Pass Completions	26		at Birmingham Stallions (04-11-25)
Pass Attempts	38		at Birmingham Stallions (04-11-25)
Passing Yards	304		vs. Michigan Panthers (05-10-25)
Passing Average (Min. 3)	8.9	304-34	vs. Michigan Panthers (05-10-25)
Completion Average (Min. 3)	12.2	304-25	vs. Michigan Panthers (05-10-25)
Completion Percentage (Min. 10)	76.9	20-26	vs. San Antonio Brahmas (03-29-25)
TD Passes	2		vs. Michigan Panthers (05-10-25)
Sacked	5		vs. DC Defenders (04-27-25)
Total Offensive Plays	64		at Birmingham Stallions (04-11-25)
Offensive Average	6.2		vs. DC Defenders (04-27-25)
Points	33		vs. San Antonio Brahmas (03-29-25)
	33		vs. DC Defenders (04-27-25)
Margin of Victory	24		vs. San Antonio Brahmas (03-29-25)
Touchdowns	4		vs. San Antonio Brahmas (03-29-25)
	4		vs. St. Louis Battlehawks (04-19-25)
Field Goals Made	4		vs. Michigan Panthers (05-10-25)
Field Goals Attempted	4		vs. Michigan Panthers (05-10-25)
Punts	7		vs. St. Louis Battlehawks (04-19-25)
Punting Average (Min. 3)	48.0	336-7	vs. St. Louis Battlehawks (04-19-25)
Long Punt	69		vs. Houston Roughnecks (04-06-25)
Punts Inside 20	3		at Birmingham Stallions (04-11-25)
First Downs	22		vs. San Antonio Brahmas (03-29-25)
	22		vs. Michigan Panthers (05-10-25)
First Downs by Rush	11		vs. San Antonio Brahmas (03-29-25)
First Downs by Pass	15		vs. Michigan Panthers (05-10-25)
First Downs by Penalty	5		at Birmingham Stallions (04-11-25)
	5		vs. Michigan Panthers (05-10-25)
Penalties	11		vs. San Antonio Brahmas (03-29-25)
	11		at St. Louis Battlehawks (05-02-25)
Penalty Yards	76		vs. DC Defenders (04-27-25)
Turnovers	4		at St. Louis Battlehawks (05-02-25)
Turnover Margin	3		at St. Louis Battlehawks (05-02-25)
Points Off Turnovers	9		vs. Michigan Panthers (05-10-25)
Interceptions Thrown	1		vs. San Antonio Brahmas (03-29-25)
	1		vs. St. Louis Battlehawks (04-19-25)
	1		vs. DC Defenders (04-27-25)
	1		at St. Louis Battlehawks (05-02-25)
Fumbles	3		at St. Louis Battlehawks (05-02-25)
Fumbles Lost	3		at St. Louis Battlehawks (05-02-25)
Tackles	76		vs. St. Louis Battlehawks (04-19-25)
Tackles for Loss	9		vs. St. Louis Battlehawks (04-19-25)
Sacks	6		vs. St. Louis Battlehawks (04-19-25)
Interceptions (by Defense)	2		vs. St. Louis Battlehawks (04-19-25)
Pass Breakups	9		vs. Houston Roughnecks (04-06-25)
	9		at St. Louis Battlehawks (05-02-25)
3rd Down Conversions Made	8		vs. San Antonio Brahmas (03-29-25)
3rd Down Conversions Att	14		vs. Houston Roughnecks (04-06-25)
	14		at Birmingham Stallions (04-11-25)
	14		vs. DC Defenders (04-27-25)
3rd Down Conversions	66.7	8-12	vs. San Antonio Brahmas (03-29-25)
4th Down Conversions Made	1		vs. San Antonio Brahmas (03-29-25)
4th Down Conversions Att	1		vs. San Antonio Brahmas (03-29-25)
	1		vs. Houston Roughnecks (04-06-25)
	1		vs. St. Louis Battlehawks (04-19-25)
4th Down Conversions	100	1-1	vs. San Antonio Brahmas (03-29-25)

5/13/25, 4:59 AM

Red Zone Attempts	5	vs. Michigan Panthers (05-10-25)
Red Zone Scores	3	vs. San Antonio Brahmas (03-29-25)
Red Zone Percentage	100 2-2	vs. St. Louis Battlehawks (04-19-25)
Time of Possession (secs)	2071	at Birmingham Stallions (04-11-25)
TOP Margin (secs)	542	at Birmingham Stallions (04-11-25)
Scoring Drives	6	vs. DC Defenders (04-27-25)
	6	vs. Michigan Panthers (05-10-25)
10+ Play Drives	2	vs. San Antonio Brahmas (03-29-25)
	2	at St. Louis Battlehawks (05-02-25)
	2	vs. Michigan Panthers (05-10-25)
75+ Yard Drives	2	vs. San Antonio Brahmas (03-29-25)
5+ Min Drives	2	vs. San Antonio Brahmas (03-29-25)
	2	at St. Louis Battlehawks (05-02-25)
	2	vs. Michigan Panthers (05-10-25)
Drives started in opp territory	2	vs. San Antonio Brahmas (03-29-25)
	2	vs. Houston Roughnecks (04-06-25)
	2	vs. St. Louis Battlehawks (04-19-25)
Average Field Position	44	vs. San Antonio Brahmas (03-29-25)

Arlington Renegades 2025 Season Stats
Game Superlatives
(As of May 12, 2025)



Arlington Renegades Team Game Lows

Rushes	19		vs. DC Defenders (04-27-25)
Yards Rushing	32		vs. Michigan Panthers (05-10-25)
Rushing Average (Min. 3)	1.4	32-23	vs. Michigan Panthers (05-10-25)
TD Rushes	1		vs. St. Louis Battlehawks (04-19-25)
Stuffed Rushes	4		vs. San Antonio Brahmas (03-29-25)
	4		at St. Louis Battlehawks (05-02-25)
Pass Completions	16		at St. Louis Battlehawks (05-02-25)
Pass Attempts	23		at St. Louis Battlehawks (05-02-25)
Passing Yards	128		at St. Louis Battlehawks (05-02-25)
Passing Average (Min. 3)	4.7	178-38	at Birmingham Stallions (04-11-25)
Completion Average (Min. 3)	6.8	178-26	at Birmingham Stallions (04-11-25)
Completion Percentage (Min. 10)	65.4	17-26	vs. St. Louis Battlehawks (04-19-25)
	68.4	26-38	at Birmingham Stallions (04-11-25)
	69.6	16-23	at St. Louis Battlehawks (05-02-25)
	69.7	23-33	vs. DC Defenders (04-27-25)
	70.4	19-27	vs. Houston Roughnecks (04-06-25)
	73.5	25-34	vs. Michigan Panthers (05-10-25)
TD Passes	1		vs. Houston Roughnecks (04-06-25)
	1		vs. St. Louis Battlehawks (04-19-25)
	1		vs. DC Defenders (04-27-25)
Sacked	2		vs. St. Louis Battlehawks (04-19-25)
Total Offensive Plays	50		vs. St. Louis Battlehawks (04-19-25)
Offensive Average	3.9		at Birmingham Stallions (04-11-25)
Points	6		at St. Louis Battlehawks (05-02-25)
Margin of Victory	-6		at St. Louis Battlehawks (05-02-25)
Touchdowns	1		vs. Houston Roughnecks (04-06-25)
Field Goals Made	1		vs. San Antonio Brahmas (03-29-25)
	1		vs. Houston Roughnecks (04-06-25)
Field Goals Attempted	1		vs. San Antonio Brahmas (03-29-25)
Punts	2		vs. San Antonio Brahmas (03-29-25)
	2		vs. Michigan Panthers (05-10-25)
Punting Average (Min. 3)	43.3	173-4	vs. DC Defenders (04-27-25)
Long Punt	46		vs. DC Defenders (04-27-25)
Punts Inside 20	1		vs. San Antonio Brahmas (03-29-25)
	1		vs. St. Louis Battlehawks (04-19-25)
	1		vs. DC Defenders (04-27-25)
First Downs	12		vs. St. Louis Battlehawks (04-19-25)
First Downs by Rush	2		vs. Michigan Panthers (05-10-25)
First Downs by Pass	5		at St. Louis Battlehawks (05-02-25)
First Downs by Penalty	1		vs. DC Defenders (04-27-25)
Penalties	4		at Birmingham Stallions (04-11-25)
Penalty Yards	20		at Birmingham Stallions (04-11-25)
Turnovers	1		vs. San Antonio Brahmas (03-29-25)
	1		vs. Houston Roughnecks (04-06-25)
	1		at Birmingham Stallions (04-11-25)
	1		vs. St. Louis Battlehawks (04-19-25)
Turnover Margin	-2		vs. St. Louis Battlehawks (04-19-25)
	-2		vs. Michigan Panthers (05-10-25)
Points Off Turnovers	3		vs. DC Defenders (04-27-25)
	3		at St. Louis Battlehawks (05-02-25)
Interceptions Thrown	1		vs. San Antonio Brahmas (03-29-25)
	1		vs. St. Louis Battlehawks (04-19-25)
	1		vs. DC Defenders (04-27-25)
	1		at St. Louis Battlehawks (05-02-25)
Fumbles	1		vs. Houston Roughnecks (04-06-25)
	1		vs. St. Louis Battlehawks (04-19-25)
	1		vs. DC Defenders (04-27-25)
Fumbles Lost	1		vs. Houston Roughnecks (04-06-25)
	1		at Birmingham Stallions (04-11-25)
	1		vs. DC Defenders (04-27-25)

Tackles	51		vs. Houston Roughnecks (04-06-25)
	51		at Birmingham Stallions (04-11-25)
Tackles for Loss	2		at Birmingham Stallions (04-11-25)
Sacks	1		vs. Michigan Panthers (05-10-25)
Interceptions (by Defense)	1		vs. Houston Roughnecks (04-06-25)
	1		at Birmingham Stallions (04-11-25)
	1		vs. DC Defenders (04-27-25)
Pass Breakups	1		vs. Michigan Panthers (05-10-25)
3rd Down Conversions Made	4		vs. St. Louis Battlehawks (04-19-25)
3rd Down Conversions Att	12		vs. San Antonio Brahmas (03-29-25)
	12		vs. St. Louis Battlehawks (04-19-25)
3rd Down Conversions	33.3	4-12	vs. St. Louis Battlehawks (04-19-25)
Red Zone Attempts	1		at St. Louis Battlehawks (05-02-25)
Red Zone Scores	1		vs. Houston Roughnecks (04-06-25)
	1		vs. DC Defenders (04-27-25)
	1		vs. Michigan Panthers (05-10-25)
Red Zone Percentage	00	0-4	at Birmingham Stallions (04-11-25)
	00	0-1	at St. Louis Battlehawks (05-02-25)
Time of Possession (secs)	1670		vs. St. Louis Battlehawks (04-19-25)
TOP Margin (secs)	-260		vs. St. Louis Battlehawks (04-19-25)
Scoring Drives	2		vs. Houston Roughnecks (04-06-25)
	2		vs. St. Louis Battlehawks (04-19-25)
	2		at St. Louis Battlehawks (05-02-25)
10+ Play Drives	1		vs. Houston Roughnecks (04-06-25)
	1		at Birmingham Stallions (04-11-25)
	1		vs. DC Defenders (04-27-25)
75+ Yard Drives	1		vs. Houston Roughnecks (04-06-25)
	1		vs. DC Defenders (04-27-25)
	1		vs. Michigan Panthers (05-10-25)
5+ Min Drives	1		vs. Houston Roughnecks (04-06-25)
	1		at Birmingham Stallions (04-11-25)
Drives started in opp territory	1		at Birmingham Stallions (04-11-25)
	1		vs. DC Defenders (04-27-25)
	1		at St. Louis Battlehawks (05-02-25)
	1		vs. Michigan Panthers (05-10-25)
Average Field Position	28		at St. Louis Battlehawks (05-02-25)

Arlington Renegades 2025 Season Stats
Game Superlatives
(As of May 12, 2025)



Opponent Team Game Highs

Rushes	37		vs. St. Louis Battlehawks (04-19-25)
Yards Rushing	122		vs. St. Louis Battlehawks (04-19-25)
Rushing Average (Min. 3)	5.3	105-20	vs. San Antonio Brahmas (03-29-25)
TD Rushes	2		vs. DC Defenders (04-27-25)
	2		vs. Michigan Panthers (05-10-25)
Stuffed Rushes	8		vs. St. Louis Battlehawks (04-19-25)
	8		vs. Michigan Panthers (05-10-25)
Pass Completions	23		vs. DC Defenders (04-27-25)
Pass Attempts	46		vs. DC Defenders (04-27-25)
Passing Yards	293		vs. DC Defenders (04-27-25)
Passing Average (Min. 3)	8.1	227-28	vs. Michigan Panthers (05-10-25)
Completion Average (Min. 3)	15.1	227-15	vs. Michigan Panthers (05-10-25)
Completion Percentage (Min. 10)	54.8	17-31	vs. San Antonio Brahmas (03-29-25)
	53.6	15-28	vs. Michigan Panthers (05-10-25)
	50	23-46	vs. DC Defenders (04-27-25)
	46.3	19-41	at Birmingham Stallions (04-11-25)
TD Passes	3		vs. DC Defenders (04-27-25)
Sacked	6		vs. St. Louis Battlehawks (04-19-25)
Total Offensive Plays	72		vs. DC Defenders (04-27-25)
Offensive Average	6.4		vs. Michigan Panthers (05-10-25)
Points	37		vs. DC Defenders (04-27-25)
Margin of Victory	6		at St. Louis Battlehawks (05-02-25)
Touchdowns	5		vs. DC Defenders (04-27-25)
Field Goals Made	3		vs. St. Louis Battlehawks (04-19-25)
Field Goals Attempted	3		vs. St. Louis Battlehawks (04-19-25)
Punts	8		vs. Houston Roughnecks (04-06-25)
Punting Average (Min. 3)	47.8	191-4	vs. St. Louis Battlehawks (04-19-25)
Long Punt	69		vs. San Antonio Brahmas (03-29-25)
Punts Inside 20	2		vs. Houston Roughnecks (04-06-25)
	2		at Birmingham Stallions (04-11-25)
First Downs	26		vs. DC Defenders (04-27-25)
First Downs by Rush	10		vs. DC Defenders (04-27-25)
First Downs by Pass	13		at Birmingham Stallions (04-11-25)
First Downs by Penalty	4		vs. DC Defenders (04-27-25)
Penalties	11		vs. San Antonio Brahmas (03-29-25)
Penalty Yards	94		vs. San Antonio Brahmas (03-29-25)
Turnovers	3		vs. St. Louis Battlehawks (04-19-25)
Turnover Margin	2		vs. St. Louis Battlehawks (04-19-25)
	2		vs. Michigan Panthers (05-10-25)
Points Off Turnovers	14		vs. St. Louis Battlehawks (04-19-25)
Interceptions Thrown	2		vs. St. Louis Battlehawks (04-19-25)
Fumbles	3		vs. Michigan Panthers (05-10-25)
Fumbles Lost	2		vs. Michigan Panthers (05-10-25)
Tackles	71		vs. DC Defenders (04-27-25)
Tackles for Loss	10		vs. Michigan Panthers (05-10-25)
Sacks	5		vs. DC Defenders (04-27-25)
Interceptions (by Defense)	1		vs. San Antonio Brahmas (03-29-25)
	1		vs. St. Louis Battlehawks (04-19-25)
	1		vs. DC Defenders (04-27-25)
	1		at St. Louis Battlehawks (05-02-25)
Pass Breakups	6		vs. DC Defenders (04-27-25)
3rd Down Conversions Made	7		vs. DC Defenders (04-27-25)
3rd Down Conversions Att	16		vs. St. Louis Battlehawks (04-19-25)
3rd Down Conversions	54.5	6-11	vs. Michigan Panthers (05-10-25)
	50	7-14	vs. DC Defenders (04-27-25)
4th Down Conversions Made	2		vs. San Antonio Brahmas (03-29-25)
	2		at Birmingham Stallions (04-11-25)
	2		vs. Michigan Panthers (05-10-25)
4th Down Conversions Att	4		vs. San Antonio Brahmas (03-29-25)
4th Down Conversions	100	1-1	vs. Houston Roughnecks (04-06-25)
	100	1-1	vs. DC Defenders (04-27-25)

	100	2-2	vs. Michigan Panthers (05-10-25)
Red Zone Attempts	5		vs. DC Defenders (04-27-25)
Red Zone Scores	4		vs. DC Defenders (04-27-25)
Red Zone Percentage	100	1-1	vs. Houston Roughnecks (04-06-25)
Time of Possession (secs)	1930		vs. St. Louis Battlehawks (04-19-25)
TOP Margin (secs)	260		vs. St. Louis Battlehawks (04-19-25)
Scoring Drives	6		vs. DC Defenders (04-27-25)
10+ Play Drives	2		at Birmingham Stallions (04-11-25)
	2		vs. St. Louis Battlehawks (04-19-25)
	2		vs. DC Defenders (04-27-25)
	2		vs. Michigan Panthers (05-10-25)
75+ Yard Drives	1		vs. San Antonio Brahmas (03-29-25)
	1		at Birmingham Stallions (04-11-25)
	1		vs. Michigan Panthers (05-10-25)
5+ Min Drives	2		vs. San Antonio Brahmas (03-29-25)
Drives started in opp territory	3		vs. DC Defenders (04-27-25)
Average Field Position	43		at St. Louis Battlehawks (05-02-25)

Arlington Renegades 2025 Season Stats
Game Superlatives
(As of May 12, 2025)



Opponent Team Game Lows

Rushes	18		vs. Houston Roughnecks (04-06-25)
	18		at Birmingham Stallions (04-11-25)
Yards Rushing	53		at Birmingham Stallions (04-11-25)
Rushing Average (Min. 3)	2.9	53-18	at Birmingham Stallions (04-11-25)
TD Rushes	1		vs. San Antonio Brahmas (03-29-25)
Stuffed Rushes	5		vs. Houston Roughnecks (04-06-25)
	5		at Birmingham Stallions (04-11-25)
Pass Completions	7		at St. Louis Battlehawks (05-02-25)
Pass Attempts	19		vs. St. Louis Battlehawks (04-19-25)
	19		at St. Louis Battlehawks (05-02-25)
Passing Yards	35		vs. St. Louis Battlehawks (04-19-25)
Passing Average (Min. 3)	1.8	35-19	vs. St. Louis Battlehawks (04-19-25)
Completion Average (Min. 3)	4.4	35-8	vs. St. Louis Battlehawks (04-19-25)
Completion Percentage (Min. 10)	36.8	7-19	at St. Louis Battlehawks (05-02-25)
	42.1	8-19	vs. St. Louis Battlehawks (04-19-25)
	42.4	14-33	vs. Houston Roughnecks (04-06-25)
TD Passes	1		vs. Houston Roughnecks (04-06-25)
	1		at Birmingham Stallions (04-11-25)
	1		at St. Louis Battlehawks (05-02-25)
	1		vs. Michigan Panthers (05-10-25)
Sacked	1		vs. Michigan Panthers (05-10-25)
Total Offensive Plays	50		at St. Louis Battlehawks (05-02-25)
Offensive Average	2.5		vs. St. Louis Battlehawks (04-19-25)
Points	9		vs. San Antonio Brahmas (03-29-25)
	9		vs. Houston Roughnecks (04-06-25)
Margin of Victory	-24		vs. San Antonio Brahmas (03-29-25)
Touchdowns	1		vs. San Antonio Brahmas (03-29-25)
	1		vs. Houston Roughnecks (04-06-25)
	1		at Birmingham Stallions (04-11-25)
	1		vs. St. Louis Battlehawks (04-19-25)
	1		at St. Louis Battlehawks (05-02-25)
Field Goals Made	1		vs. San Antonio Brahmas (03-29-25)
	1		vs. Houston Roughnecks (04-06-25)
	1		at Birmingham Stallions (04-11-25)
	1		vs. DC Defenders (04-27-25)
	1		vs. Michigan Panthers (05-10-25)
Field Goals Attempted	1		vs. Houston Roughnecks (04-06-25)
	1		at Birmingham Stallions (04-11-25)
	1		vs. Michigan Panthers (05-10-25)
Punts	2		vs. Michigan Panthers (05-10-25)
Punting Average (Min. 3)	38.0	152-4	at Birmingham Stallions (04-11-25)
Long Punt	42		at Birmingham Stallions (04-11-25)
Punts Inside 20	1		vs. San Antonio Brahmas (03-29-25)
	1		vs. St. Louis Battlehawks (04-19-25)
	1		at St. Louis Battlehawks (05-02-25)
First Downs	10		at St. Louis Battlehawks (05-02-25)
First Downs by Rush	2		at Birmingham Stallions (04-11-25)
First Downs by Pass	5		vs. St. Louis Battlehawks (04-19-25)
First Downs by Penalty	1		vs. San Antonio Brahmas (03-29-25)
	1		vs. Michigan Panthers (05-10-25)
Penalties	3		vs. Houston Roughnecks (04-06-25)
Penalty Yards	20		vs. Houston Roughnecks (04-06-25)
Turnovers	1		vs. Houston Roughnecks (04-06-25)
	1		at St. Louis Battlehawks (05-02-25)
Turnover Margin	-3		at St. Louis Battlehawks (05-02-25)
Points Off Turnovers	3		vs. San Antonio Brahmas (03-29-25)
Interceptions Thrown	1		vs. Houston Roughnecks (04-06-25)
	1		at Birmingham Stallions (04-11-25)
	1		vs. DC Defenders (04-27-25)
Fumbles	1		vs. San Antonio Brahmas (03-29-25)
	1		at Birmingham Stallions (04-11-25)

	1		at St. Louis Battlehawks (05-02-25)
Fumbles Lost	1		at Birmingham Stallions (04-11-25)
	1		vs. St. Louis Battlehawks (04-19-25)
	1		vs. DC Defenders (04-27-25)
	1		at St. Louis Battlehawks (05-02-25)
Tackles	64		at St. Louis Battlehawks (05-02-25)
Tackles for Loss	2		vs. San Antonio Brahmas (03-29-25)
Sacks	2		vs. St. Louis Battlehawks (04-19-25)
Interceptions (by Defense)	1		vs. San Antonio Brahmas (03-29-25)
	1		vs. St. Louis Battlehawks (04-19-25)
	1		vs. DC Defenders (04-27-25)
	1		at St. Louis Battlehawks (05-02-25)
Pass Breakups	2		vs. San Antonio Brahmas (03-29-25)
	2		vs. Houston Roughnecks (04-06-25)
	2		at Birmingham Stallions (04-11-25)
	2		at St. Louis Battlehawks (05-02-25)
3rd Down Conversions Made	2		vs. San Antonio Brahmas (03-29-25)
3rd Down Conversions Att	11		vs. San Antonio Brahmas (03-29-25)
	11		vs. Michigan Panthers (05-10-25)
3rd Down Conversions	18.2	2-11	vs. San Antonio Brahmas (03-29-25)
	23.1	3-13	at St. Louis Battlehawks (05-02-25)
Red Zone Attempts	1		vs. Houston Roughnecks (04-06-25)
	1		at Birmingham Stallions (04-11-25)
	1		at St. Louis Battlehawks (05-02-25)
Red Zone Scores	1		vs. San Antonio Brahmas (03-29-25)
	1		vs. Houston Roughnecks (04-06-25)
Red Zone Percentage	00	0-1	at Birmingham Stallions (04-11-25)
	00	0-2	vs. St. Louis Battlehawks (04-19-25)
	00	0-1	at St. Louis Battlehawks (05-02-25)
Time of Possession (secs)	1529		at Birmingham Stallions (04-11-25)
TOP Margin (secs)	-542		at Birmingham Stallions (04-11-25)
Scoring Drives	2		vs. San Antonio Brahmas (03-29-25)
	2		vs. Houston Roughnecks (04-06-25)
	2		at Birmingham Stallions (04-11-25)
10+ Play Drives	1		vs. San Antonio Brahmas (03-29-25)
75+ Yard Drives	1		vs. San Antonio Brahmas (03-29-25)
	1		at Birmingham Stallions (04-11-25)
	1		vs. Michigan Panthers (05-10-25)
5+ Min Drives	1		vs. Houston Roughnecks (04-06-25)
	1		vs. St. Louis Battlehawks (04-19-25)
	1		vs. DC Defenders (04-27-25)
	1		at St. Louis Battlehawks (05-02-25)
	1		vs. Michigan Panthers (05-10-25)
Drives started in opp territory	1		vs. Houston Roughnecks (04-06-25)
	1		vs. St. Louis Battlehawks (04-19-25)
Average Field Position	26		at Birmingham Stallions (04-11-25)

Arlington Renegades 2025 Season Stats
Participation
(As of May 12, 2025)



#	PLAYER	GP	GS	SA	HOU	BHM	STL	DC	STL	MICH
15	Holton Ahlers	5	0	XX	..	XX	XX	XX	..	XX
75	Alex Akingbulu	5	0	XX	..	XX	XX	..	XX	XX
04	Kalen Ballage	6	5	ST	ST	ST	ST	ST	XX	..
92	Kyon Barrs	7	7	ST	ST	ST	ST	ST	ST	ST
95	Amani Bledsoe	7	7	ST	ST	ST	ST	ST	ST	ST
24	Nico Bolden	6	0	..	XX	XX	XX	XX	XX	XX
21	Deontay Burnett	7	5	ST	ST	XX	ST	ST	ST	XX
80	Sal Cannella	7	7	ST	ST	ST	ST	ST	ST	ST
22	Jamal Carter	4	1	ST	XX	XX	XX
33	Taco Charlton	4	0	XX	XX	XX	XX
45	Will Clarke	7	6	ST	XX	ST	ST	ST	ST	ST
02	Chris Claybrooks	6	2	XX	XX	XX	XX	..	ST	ST
17	Dae Dae Hunter	7	2	XX	XX	XX	XX	XX	ST	ST
53	J.D. DiRenzo	3	1	XX	ST	XX
74	Kellen Diesch	1	0	..	XX
46	Myles Dorn	7	6	ST	ST	ST	ST	ST	XX	ST
59	Adrian Ealy	7	7	ST	ST	ST	ST	ST	ST	ST
71	Matt Farniok	7	3	XX	ST	XX	XX	XX	ST	ST
87	Seth Green	7	2	XX	XX	ST	XX	XX	XX	ST
05	Ajene Harris	7	7	ST	ST	ST	ST	ST	ST	ST
43	Lucas Havrisik	7	0	XX	XX	XX	XX	XX	XX	XX
86	Curtis Hodges	1	1	ST
47	Storey Jackson	1	0	XX
66	Jacob Johanning	5	4	ST	XX	ST	ST	ST
40	Caleb Johnson	7	0	XX	XX	XX	XX	XX	XX	XX
37	Carlton Johnson	5	0	..	XX	XX	XX	XX	XX	..
44	Durrell Johnson	1	0	..	XX
28	Steven Jones, Jr.	7	5	ST	ST	ST	ST	ST	XX	XX
07	Marquette King	7	0	XX	XX	XX	XX	XX	XX	XX
63	Ricky Lee	7	7	ST	ST	ST	ST	ST	ST	ST
55	Garrett McGhin	7	6	ST	ST	ST	ST	ST	XX	ST
65	Marcus Minor	7	7	ST	ST	ST	ST	ST	ST	ST
54	Daviyon Nixon Sr.	7	0	XX	XX	XX	XX	XX	XX	XX
93	Chris Odom	7	1	XX	ST	XX	XX	XX	XX	XX
49	Antonio Ortiz	7	0	XX	XX	XX	XX	XX	XX	XX
18	Donald Payne	7	7	ST	ST	ST	ST	ST	ST	ST
03	JaVonta Payton	7	0	XX	XX	XX	XX	XX	XX	XX
12	Luis Perez	7	7	ST	ST	ST	ST	ST	ST	ST
01	Joe Powell	7	6	XX	ST	ST	ST	ST	ST	ST
23	Jayden Price	7	6	XX	ST	ST	ST	ST	ST	ST
51	Tuzar Skipper	2	1	ST	..	XX
09	DeVeon Smith	7	0	XX	XX	XX	XX	XX	XX	XX
97	LaRon Stokes	7	1	XX	ST	XX	XX	XX	XX	XX
20	Jamar Summers	7	1	XX	XX	XX	XX	XX	ST	XX
50	Willie Taylor III	7	7	ST	ST	ST	ST	ST	ST	ST
25	Charlie Thomas III	7	6	ST	XX	ST	ST	ST	ST	ST
08	Tyler Vaughns	7	6	ST	ST	XX	ST	ST	ST	ST
11	Lajuan Winningham	7	1	XX	XX	ST	XX	XX	XX	XX
14	Isaiah Winstead	7	6	ST	ST	ST	ST	ST	ST	XX

Arlington Renegades 2025 Season Stats
Participation
(As of May 12, 2025)



#	PLAYER	GP	GS	SA	HOU	BHM	STL	DC	STL	MICH
---	--------	----	----	----	-----	-----	-----	----	-----	------

Arlington Renegades 2025 Season Stats
Starters
(As of May 12, 2025)



Offense	1	2	3	4	5	6	7	8	9	10	11
SA	Minor, (G)	Johanning, (OG)	Ealy, (OT)	Perez, (QB)	Ballage, (RB)	Lee, (T)	McGhin, (T)	Cannella, (TE)	Burnett, (WR)	Vaughns, (WR)	Winstead, (WR)
HOU	Minor, (G)	Ealy, (OT)	Perez, (QB)	Ballage, (RB)	Farniok, (T)	Lee, (T)	McGhin, (T)	Cannella, (TE)	Burnett, (WR)	Vaughns, (WR)	Winstead, (WR)
BHM	Minor, (G)	Johanning, (OG)	Ealy, (OT)	Perez, (QB)	Ballage, (RB)	Lee, (T)	McGhin, (T)	Cannella, (TE)	Green, (TE)	Winningham, (WR)	Winstead, (WR)
STL	Minor, (G)	Johanning, (OG)	Ealy, (OT)	Perez, (QB)	Ballage, (RB)	Lee, (T)	McGhin, (T)	Cannella, (TE)	Burnett, (WR)	Vaughns, (WR)	Winstead, (WR)
DC	Minor, (G)	Johanning, (OG)	Ealy, (OT)	Perez, (QB)	Ballage, (RB)	Lee, (T)	McGhin, (T)	Cannella, (TE)	Burnett, (WR)	Vaughns, (WR)	Winstead, (WR)
STL	Minor, (G)	Ealy, (OT)	Perez, (QB)	Dae Hunter, (RB)	DiRenzo, (T)	Farniok, (T)	Lee, (T)	Cannella, (TE)	Burnett, (WR)	Vaughns, (WR)	Winstead, (WR)
MICH	Farniok, (C)	McGhin, (G)	Minor, (G)	Perez, (QB)	Dae Hunter, (RB)	Ealy, (T)	Lee, (T)	Cannella, (TE)	Green, (TE)	Hodges, (TE)	Vaughns, (WR)
Defense	1	2	3	4	5	6	7	8	9	10	11
SA	Dorn, (CB)	Harris, (CB)	Jones, (CB)	Carter, (DB)	Bledsoe, (DE)	Taylor III, (DE)	Thomas III, (MLB)	Barrs, (NT)	Clarke, (OLB)	Payne, (OLB)	Skipper, (OLB)
HOU	Dorn, (CB)	Harris, (CB)	Jones, (CB)	Price, (CB)	Bledsoe, (DE)	Odom, (DE)	Taylor III, (DE)	Stokes, (DT)	Barrs, (NT)	Payne, (OLB)	Powell, (SAF)
BHM	Dorn, (CB)	Harris, (CB)	Jones, (CB)	Price, (CB)	Bledsoe, (DE)	Taylor III, (DE)	Thomas III, (MLB)	Barrs, (NT)	Clarke, (OLB)	Payne, (OLB)	Powell, (SAF)
STL	Dorn, (CB)	Harris, (CB)	Jones, (CB)	Price, (CB)	Bledsoe, (DE)	Taylor III, (DE)	Thomas III, (MLB)	Barrs, (NT)	Clarke, (OLB)	Payne, (OLB)	Powell, (SAF)
DC	Dorn, (CB)	Harris, (CB)	Jones, (CB)	Price, (CB)	Bledsoe, (DE)	Taylor III, (DE)	Thomas III, (MLB)	Barrs, (NT)	Clarke, (OLB)	Payne, (OLB)	Powell, (SAF)
STL	Claybrooks, (CB)	Harris, (CB)	Price, (CB)	Summers, (CB)	Bledsoe, (DE)	Taylor III, (DE)	Thomas III, (MLB)	Barrs, (NT)	Clarke, (OLB)	Payne, (OLB)	Powell, (SAF)
MICH	Claybrooks, (CB)	Dorn, (CB)	Harris, (CB)	Price, (CB)	Bledsoe, (DE)	Taylor III, (DE)	Thomas III, (MLB)	Barrs, (NT)	Clarke, (OLB)	Payne, (OLB)	Powell, (SAF)

Arlington Renegades 2025 Season Stats
Total Tackles Game-by-Game
(As of May 12, 2025)



Total Tackles	UA-A	Total	SA	HOU	BHM	STL	DC	STL	MICH
Donald Payne	29-20	49	3-2	6-3	2-3	7-3	4-3	5-2	2-4
Ajene Harris	35-7	42	2-0	3-0	7-2	7-1	6-0	6-1	4-3
Myles Dorn	24-8	32	3-1	1-3	5-1	3-0	3-2	7-0	2-1
Charlie Thomas III	18-12	30	4-2	2-2	6-1	4-3	1-0	0-3	1-1
Joe Powell	20-4	24	3-0	1-2	6-0	2-0	4-1	1-1	3-0
Jayden Price	18-2	20	4-0	3-1	2-0	2-1	4-0	1-0	2-0
Chris Odom	14-6	20	3-0	1-2	0-1	3-1	3-1	1-0	3-1
Steven Jones, Jr.	17-2	19	3-0	2-0	2-0	4-0	5-2	0-0	1-0
Willie Taylor III	11-6	17	1-2	3-0	1-2	1-0	2-0	2-1	1-1
Kyon Barrs	4-12	16	1-0	0-2	0-3	0-6	1-0	2-0	0-1
Will Clarke	10-5	15	2-2	3-0	-	5-0	-	-	0-3
Chris Claybrooks	12-1	13	3-0	3-0	1-1	1-0	DNP	-	4-0
Jamar Summers	12-1	13	2-0	3-0	-	2-0	2-0	1-1	2-0
Jamal Carter	8-3	11	2-0	DNP	DNP	DNP	1-1	2-2	3-0
Amani Bledsoe	3-8	11	1-1	-	0-1	0-2	0-1	0-1	2-2
Daviyon Nixon Sr.	4-5	9	0-0	1-0	1-0	1-1	1-2	0-1	0-1
Taco Charlton	3-6	9	DNP	DNP	DNP	1-4	-	2-1	0-1
Caleb Johnson	5-3	8	1-0	1-1	-	2-0	-	1-2	-
Nico Bolden	7-0	7	DNP	-	-	3-0	2-0	1-0	1-0
LaRon Stokes	2-3	5	1-0	-	-	1-1	-	0-1	0-1
DeVeon Smith	1-3	4	-	-	0-2	0-1	1-0	-	-
Carlton Johnson	3-0	3	DNP	-	-	0-0	2-0	1-0	DNP
Sal Cannella	3-0	3	-	-	-	1-0	1-0	1-0	-
Lajuan Winningham	2-0	2	1-0	-	-	1-0	-	-	-
Dae Dae Hunter	2-0	2	-	1-0	-	-	-	1-0	-
Curtis Hodges	2-0	2	DNP	DNP	DNP	DNP	DNP	DNP	2-0
Antonio Ortiz	1-1	2	1-0	0-1	-	-	-	-	-
JaVonta Payton	1-0	1	1-0	-	-	-	-	-	-
Marquette King	1-0	1	-	-	-	-	1-0	-	-
Storey Jackson	1-0	1	1-0	DNP	DNP	DNP	DNP	DNP	DNP
J.D. DiRenzo	1-0	1	DNP	DNP	DNP	DNP	-	1-0	-
Ricky Lee	1-0	1	-	-	-	-	-	1-0	-
Jacob Johanning	1-0	1	-	-	-	-	1-0	DNP	DNP
Matt Farniok	1-0	1	-	-	-	-	-	1-0	-
Seth Green	1-0	1	-	-	1-0	-	-	-	-
Lucas Havrisik	0-1	1	-	-	-	0-1	-	-	-
Tuzar Skipper	0-1	1	0-1	DNP	-	DNP	DNP	DNP	DNP

Arlington Renegades 2025 Season Stats
Passing Game-by-Game
(As of May 12, 2025)



#12 Luis Perez		Comp	Att	Int	Pct	Yards	TD	Long	Sacked	Effic
03-29-25	SA	20	25	1		164	0	25	0-0	127.10
04-06-25	HOU	19	27	0		211	1	29	3-13	148.24
04-11-25	BHM	26	38	0		204	0	26	3-26	113.52
04-19-25	STL	17	25	1		149	1	28	2-13	123.26
04-27-25	DC	23	33	1		268	1	63	5-20	141.85
05-02-25	STL	16	23	1		145	0	26	3-17	113.83
05-10-25	MICH	25	34	0		314	2	40	3-10	170.52
TOTALS		146	205	4	71.2	1455	5	63	19-99	134.99
#15 Holton Ahlers		Comp	Att	Int	Pct	Yards	TD	Long	Sacked	Effic
04-19-25	STL	0	1	0		0	0	0	0-0	0.00
TOTALS		0	1	0	0.0	0	0	0	0-0	0.00
#87 Seth Green		Comp	Att	Int	Pct	Yards	TD	Long	Sacked	Effic
03-29-25	SA	0	1	0		0	0	0	0-0	0.00
TOTALS		0	1	0	0.0	0	0	0	0-0	0.00

Arlington Renegades 2025 Season Stats
Rushing/Receiving Game-by-Game
(As of May 12, 2025)



Rushing	No/Yds/TD	SA	HOU	BHM	STL	DC	STL	MICH
Kalen Ballage	65/306/2	9/110/1	12/38/0	16/41/0	9/8/0	10/79/1	9/30/0	DNP
Dae Dae Hunter	81/262/1	16/40/0	14/63/0	6/29/0	8/32/1	6/16/0	13/47/0	18/35/0
Luis Perez	8/40/0	2/18/0	1/-1/0	DNP	1/8/0	1/10/0	2/3/0	1/2/0
JaVonta Payton	2/36/0	1/12/0	DNP	DNP	1/24/0	DNP	DNP	DNP
DeVeon Smith	10/7/4	3/3/3	DNP	1/4/0	2/0/0	1/2/1	1/2/0	2/-4/0
Holton Ahlers	1/4/0	DNP	DNP	DNP	DNP	DNP	DNP	1/4/0
Seth Green	2/2/0	DNP	DNP	DNP	1/1/0	1/1/0	DNP	DNP
Tyler Vaughns	1/-5/0	DNP	DNP	DNP	DNP	DNP	DNP	1/-5/0

Receiving	No/Yds/TD	SA	HOU	BHM	STL	DC	STL	MICH
Sal Cannella	30/299/1	5/45/0	2/39/0	6/52/0	3/35/0	6/23/0	2/13/0	6/92/1
Tyler Vaughns	27/293/1	3/28/0	1/14/0	5/40/0	3/22/0	5/56/0	1/6/0	9/127/1
Deontay Burnett	19/231/2	2/19/0	3/27/1	4/26/0	1/9/0	3/78/1	2/27/0	4/45/0
Isaiah Winstead	22/224/0	4/19/0	7/73/0	3/29/0	2/14/0	3/67/0	2/14/0	1/8/0
JaVonta Payton	13/136/1	2/19/0	2/24/0	3/22/0	1/2/1	1/26/0	3/40/0	1/3/0
Dae Dae Hunter	15/127/0	DNP	2/22/0	2/8/0	2/17/0	DNP	5/41/0	4/39/0
Seth Green	6/71/0	2/13/0	1/12/0	DNP	1/24/0	2/22/0	DNP	DNP
Kalen Ballage	10/46/0	1/9/0	1/0/0	1/15/0	3/22/0	3/-4/0	1/4/0	DNP
Lajuan Winningham	4/28/0	1/12/0	DNP	2/12/0	1/4/0	DNP	DNP	DNP

Arlington Renegades 2025 Season Stats
Return Stats Game-by-Game
(As of May 12, 2025)



Punt Returns	No-Yds	SA	HOU	BHM	STL	DC	STL	MICH
Jayden Price	15-160	1-17	5-68	1-1	2-32	2-12	3-13	1-17
Kick Returns	No-Yds	SA	HOU	BHM	STL	DC	STL	MICH
Kalen Ballage	6-161	-	-	1-34	1-17	3-81	1-29	DNP
Jayden Price	7-137	2-49	2-41	-	-	-	-	3-47
Chris Claybrooks	3-75	-	-	1-19	2-56	DNP	-	-
Dae Dae Hunter	3-56	-	-	-	2-34	-	1-22	-
Carlton Johnson	2-41	DNP	-	-	-	2-41	-	DNP
Ajene Harris	1-34	-	-	1-34	-	-	-	-
Interception Returns	No-Yds	SA	HOU	BHM	STL	DC	STL	MICH
Ajene Harris	3-121	-	1-19	-	1-102	1-0	-	-
Joe Powell	1-0	-	-	1-0	-	-	-	-
Chris Claybrooks	1-0	-	-	-	1-0	DNP	-	-
Fumble Returns	No-Yds	SA	HOU	BHM	STL	DC	STL	MICH
Chris Odom	1-39	-	-	-	1-39	-	-	-
Jamar Summers	1-4	-	-	-	-	-	1-4	-
Ajene Harris	1-0	-	-	1-0	-	-	-	-
Dae Dae Hunter	1-0	-	-	-	1-0	-	-	-
Nico Bolden	1-0	DNP	-	-	-	-	-	1-0
Carlton Johnson	1-0	DNP	-	-	1-0	-	-	DNP
Willie Taylor III	1-0	-	-	-	-	-	-	1-0
Daviyon Nixon Sr.	1-0	-	-	-	-	1-0	-	-
Ricky Lee	1-0	-	-	-	-	-	-	1-0

Arlington Renegades 2025 Season Stats
Fumbles Game-by-Game
(As of May 12, 2025)



Fumbles	No-Lost	SA	HOU	BHM	STL	DC	STL	MICH
Luis Perez	3-2	-	-	-	-	-	2-2	1-0
Sal Cannella	3-2	-	1-1	1-1	-	-	-	1-0
JaVonta Payton	1-1	-	-	-	-	-	1-1	-
Kalen Ballage	1-1	-	-	-	-	1-1	-	DNP
Tyler Vaughns	1-0	-	-	-	1-0	-	-	-
Deontay Burnett	1-0	-	-	1-0	-	-	-	-

Fumbles Forced	Number	SA	HOU	BHM	STL	DC	STL	MICH
Ajene Harris	1	-	-	-	-	1	-	-
Jamal Carter	1	-	DNP	DNP	DNP	-	-	1
Jayden Price	1	1	-	-	-	-	-	-
Taco Charlton	1	DNP	DNP	DNP	-	-	1	-
Myles Dorn	1	-	-	1	-	-	-	-
Sal Cannella	1	-	-	-	1	-	-	-
Curtis Hodges	1	DNP	DNP	DNP	DNP	DNP	DNP	1

Fumbles Recovered	Number	SA	HOU	BHM	STL	DC	STL	MICH
Ajene Harris	1	-	-	1	-	-	-	-
Jamar Summers	1	-	-	-	-	-	1	-
Nico Bolden	1	DNP	-	-	-	-	-	1
Carlton Johnson	1	DNP	-	-	1	-	-	DNP
Willie Taylor III	1	-	-	-	-	-	-	1
Daviyon Nixon Sr.	1	-	-	-	-	1	-	-
Chris Odom	1	-	-	-	1	-	-	-

Arlington Renegades 2025 Season Stats
Sacks/Tackles for Loss Game-by-Game
(As of May 12, 2025)



Sacks	UA-A	Total	SA	HOU	BHM	STL	DC	STL	MICH
Willie Taylor III	5-0	5.0	1.0-7	1.0-11	0.0-0	0.0-0	1.0-10	2.0-12	0.0-0
Chris Odom	4-0	4.0	0.0-0	1.0-6	0.0-0	2.0-17	1.0-5	0.0-0	0.0-0
Taco Charlton	2.5-0	2.5	DNP	DNP	DNP	1.0-7	-	1.5-14	0.0-0
Will Clarke	2-0	2.0	1.0-17	0.0-0	-	1.0-8	-	-	0.0-0
Charlie Thomas III	1.5-0	1.5	0.0-0	0.0-0	0.0-0	1.0-6	0.0-0	0.5-3	0.0-0
Amani Bledsoe	1.5-0	1.5	0.0-0	-	0.0-0	0.0-0	0.0-0	0.5-3	1.0-4
Jayden Price	1-0	1.0	0.0-0	0.0-0	0.0-0	0.0-0	0.0-0	1.0-6	0.0-0
Myles Dorn	1-0	1.0	0.0-0	0.0-0	0.0-0	1.0-5	0.0-0	0.0-0	0.0-0

Tackles for Loss	UA-A	Total	SA	HOU	BHM	STL	DC	STL	MICH
Chris Odom	9-0	9.0	2.0-4	1.0-6	0.0-0	2.0-17	3.0-13	0.0-0	1.0-8
Donald Payne	6-0	6.0	1.0-2	0.0-0	1.0-1	1.0-1	1.0-3	2.0-2	0.0-0
Willie Taylor III	6-0	6.0	1.0-7	2.0-13	0.0-0	0.0-0	1.0-10	2.0-12	0.0-0
Ajene Harris	3-0	3.0	0.0-0	0.0-0	0.0-0	1.0-1	1.0-0	1.0-4	0.0-0
Will Clarke	3-0	3.0	1.0-17	1.0-3	-	1.0-8	-	-	0.0-0
Myles Dorn	3-0	3.0	0.0-0	1.0-6	0.0-0	1.0-5	0.0-0	1.0-1	0.0-0
Amani Bledsoe	3-0	3.0	1.0-1	-	0.0-0	0.0-0	0.0-0	0.0-0	2.0-7
Jayden Price	2-0	2.0	0.0-0	1.0-1	0.0-0	0.0-0	0.0-0	1.0-6	0.0-0
Charlie Thomas III	2-0	2.0	0.0-0	0.0-0	1.0-2	1.0-6	0.0-0	0.0-0	0.0-0
Chris Claybrooks	1-0	1.0	1.0-1	0.0-0	0.0-0	0.0-0	DNP	-	0.0-0
Steven Jones, Jr.	1-0	1.0	0.0-0	0.0-0	0.0-0	1.0-1	0.0-0	0.0-0	0.0-0
Taco Charlton	1-0	1.0	DNP	DNP	DNP	1.0-7	-	0.0-0	0.0-0

Arlington Renegades 2025 Season Stats
Differentials
(As of May 12, 2025)



ARLINGTON RENEGADES TURNOVER DIFFERENTIAL

Date	Opponent	Score	Takeaways			Giveaways			TO Diff	Points off TOs		
			FumbL	IntT	Tot	FumbR	Int	Tot		Tm	Opp	Diff
03-29-25	San Antonio Brahmas	W 33-9	0	1	1	0	0	0	1	0	3	-3
04-06-25	Houston Roughnecks	W 11-9	1	0	1	0	1	1	0	0	0	0
04-11-25	Birmingham Stallions	L 9-10	1	0	1	1	1	2	-1	6	0	6
04-19-25	St. Louis Battlehawks	W 30-15	0	1	1	1	2	3	-2	0	14	-14
04-27-25	DC Defenders	L 33-37	1	1	2	1	1	2	0	3	0	3
05-02-25	St. Louis Battlehawks	L 6-12	3	1	4	1	0	1	3	3	0	3
05-10-25	Michigan Panthers	L 24-25	0	0	0	2	0	2	-2	9	0	9
Totals			6	4	10	6	5	11	-1	21	17	4

ARLINGTON RENEGADES MISC DIFFERENTIALS

Date	Opponent	Score	First Downs			Penalties			Penalty Yards			Total Off Plays		
			Team	Opp	Diff	Team	Opp	Diff	Team	Opp	Diff	Team	Opp	Diff
03-29-25	San Antonio Brahmas	W 33-9	22	13	9	11	11	0	70	94	24	57	53	4
04-06-25	Houston Roughnecks	W 11-9	13	12	1	7	3	-4	55	20	-35	57	53	4
04-11-25	Birmingham Stallions	L 9-10	21	15	6	4	10	6	20	78	58	64	59	5
04-19-25	St. Louis Battlehawks	W 30-15	12	12	0	6	6	0	70	53	-17	50	62	-12
04-27-25	DC Defenders	L 33-37	17	26	-9	8	4	-4	76	35	-41	57	72	-15
05-02-25	St. Louis Battlehawks	L 6-12	13	10	3	11	5	-6	69	50	-19	51	50	1
05-10-25	Michigan Panthers	L 24-25	22	19	3	7	9	2	44	61	17	60	52	8
Totals			120	107	13	54	48	6	404	391	13	396	401	-5

ARLINGTON RENEGADES YARDAGE DIFFERENTIALS

Date	Opponent	Score	Passing			Rushing			Total Offense			Scoring		
			Gain	Allow	Diff	Gain	Allow	Diff	Gain	Allow	Diff	Scored	Allowed	Diff
03-29-25	San Antonio Brahmas	W	164	135	29	183	105	78	347	240	107	33	9	24
04-06-25	Houston Roughnecks	W	198	162	36	100	63	37	298	225	73	11	9	2
04-11-25	Birmingham Stallions	L	178	255	-77	74	53	21	252	308	-56	9	10	-1
04-19-25	St. Louis Battlehawks	W	136	35	101	73	122	-49	209	157	52	30	15	15
04-27-25	DC Defenders	L	248	293	-45	108	96	12	356	389	-33	33	37	-4
05-02-25	St. Louis Battlehawks	L	128	58	70	82	113	-31	210	171	39	6	12	-6
05-10-25	Michigan Panthers	L	304	227	77	32	104	-72	336	331	5	24	25	-1
Totals			1356	1165	191	652	656	-4	2008	1821	187	146	117	29

Arlington Renegades 2025 Season Stats
Ratios
(As of May 12, 2025)



ARLINGTON RENEGADES EFFICIENCY RATIOS

Date	Opponent		Passing				Rushing				Total Offense				Scoring				Points Per Play		
			Gain	Allow	Diff	Effic	Gain	Allow	Diff	Effic	Gain	Allow	Diff	Effic	Scrd	Allwd	Diff	Effic	Team	Opp	Effic
03-29-25	SA	W	164	135	29	1.2	183	105	78	1.7	347	240	107	1.4	33	9	24	3.7	1.7	5.9	0.3
04-06-25	HOU	W	198	162	36	1.2	100	63	37	1.6	298	225	73	1.3	11	9	2	1.2	5.2	5.9	0.9
04-11-25	BHM	L	178	255	-77	0.7	74	53	21	1.4	252	308	-56	0.8	9	10	-1	0.9	7.1	5.9	1.2
04-19-25	STL	W	136	35	101	3.9	73	122	-49	0.6	209	157	52	1.3	30	15	15	2.0	1.7	4.1	0.4
04-27-25	DC	L	248	293	-45	0.8	108	96	12	1.1	356	389	-33	0.9	33	37	-4	0.9	1.7	1.9	0.9
05-02-25	STL	L	128	58	70	2.2	82	113	-31	0.7	210	171	39	1.2	6	12	-6	0.5	8.5	4.2	2.0
05-10-25	MICH	L	304	227	77	1.3	32	104	-72	0.3	336	331	5	1.0	24	25	-1	1.0	2.5	2.1	1.2
Totals			1356	1165	191	1.2	652	656	-4	1.0	2008	1821	187	1.1	146	117	29	1.2	2.7	3.4	0.8

Arlington Renegades 2025 Season Stats
Chunk Plays
(As of May 12, 2025)



15+ YARD RECEPTIONS AND 10+ YARD RUNS

03-29-25 vs. San Antonio Brahmas						
Gain	Type	Player	Qtr	Dwn-Dst	Spot	
11	Rush	Ballage, Kalen	1	2-6	ARL29	
25	Pass	Cannella, Sal from Perez, Luis	1	1-10	SA48	
19	Rush	Dae Hunter, Dae	1	1-10	ARL39	
77	Rush	Ballage, Kalen (TD)	2	1-10	ARL23	
17	Rush	Perez, Luis	2	3-12	ARL30	
12	Rush	Payton, JaVonta	3	1-10	SA32	
Total: 6 Rush: 5 Pass: 1						

04-06-25 vs. Houston Roughnecks						
Gain	Type	Player	Qtr	Dwn-Dst	Spot	
19	Pass	Winstead, Isaiah from Perez, Luis	1	3-11	HOU32	
13	Rush	Dae Hunter, Dae	1	1-10	ARL46	
23	Rush	Dae Hunter, Dae	2	2-1	ARL34	
10	Rush	Ballage, Kalen	3	2-5	ARL33	
29	Pass	Cannella, Sal from Perez, Luis	3	1-10	HOU45	
21	Pass	Winstead, Isaiah from Perez, Luis	3	2-12	ARL6	
17	Pass	Payton, JaVonta from Perez, Luis	3	3-8	ARL29	
Total: 7 Rush: 3 Pass: 4						

04-11-25 vs. Birmingham Stallions					
Gain	Type	Player	Qtr	Dwn-Dst	Spot
10	Rush	Ballage, Kalen	1	1-10	ARL23
15	Pass	Ballage, Kalen from Perez, Luis	1	1-10	BHM38
18	Rush	Dae Hunter, Dae	2	1-10	ARL41
26	Pass	Cannella, Sal from Perez, Luis	2	2-10	BHM41
19	Rush	Ballage, Kalen	3	2-6	ARL37
19	Pass	Burnett, Deontay from Perez, Luis	3	3-4	BHM35
Total: 6 Rush: 3 Pass: 3					

04-19-25 vs. St. Louis Battlehawks						
Gain	Type	Player	Qtr	Dwn-Dst	Spot	
28	Pass	Cannella, Sal from Perez, Luis	1	1-10	STL42	
24	Pass	Green, Seth from Perez, Luis	3	1-10	ARL11	
24	Rush	Payton, JaVonta	4	1-10	STL27	
Total: 3 Rush: 1 Pass: 2						

04-27-25 vs. DC Defenders						
Gain	Type	Player	Qtr	Dwn-Dst	Spot	
63	Pass	Burnett, Deontay from Perez, Luis (TD)	1	1-10	ARL37	
18	Pass	Winstead, Isaiah from Perez, Luis	1	3-4	DC46	
24	Pass	Vaughns, Tyler from Perez, Luis	2	1-10	ARL43	
10	Rush	Perez, Luis	2	3-5	DC28	
16	Pass	Green, Seth from Perez, Luis	2	1-10	DC18	
38	Pass	Winstead, Isaiah from Perez, Luis	2	1-10	ARL40	
24	Rush	Ballage, Kalen (TD)	2	1-12	DC24	
33	Rush	Ballage, Kalen	3	1-10	ARL25	
15	Pass	Cannella, Sal from Perez, Luis	4	2-15	DC45	
26	Pass	Payton, JaVonta from Perez, Luis	4	3-13	ARL32	
Total: 10 Rush: 3 Pass: 7						

05-02-25 vs. St. Louis Battlehawks						
Gain	Type	Player	Qtr	Dwn-Dst	Spot	
11	Rush	Ballage, Kalen	1	1-15	STL48	
15	Pass	Winstead, Isaiah from Perez, Luis	1	3-9	ARL26	
17	Pass	Payton, JaVonta from Perez, Luis	3	1-10	ARL37	
18	Pass	Burnett, Deontay from Perez, Luis	3	3-17	ARL27	
26	Pass	Dae Hunter, Dae from Perez, Luis	3	1-10	ARL45	
16	Rush	Dae Hunter, Dae	4	2-4	ARL34	
19	Pass	Payton, JaVonta from Perez, Luis	4	1-10	ARL50	
Total: 7 Rush: 2 Pass: 5						

05-10-25 vs. Michigan Panthers

Gain	Type	Player	Qtr	Dwn-Dst	Spot
40	Pass	Cannella, Sal from Perez, Luis	1	1-10	ARL39
17	Pass	Burnett, Deontay from Perez, Luis	2	3-10	ARL49
24	Pass	Dae Hunter, Dae from Perez, Luis	3	1-10	MICH47
29	Pass	Vaughns, Tyler from Perez, Luis (TD)	4	1-10	MICH29
10	Rush	Dae Hunter, Dae	4	1-10	ARL30
27	Pass	Vaughns, Tyler from Perez, Luis	4	3-6	ARL44
22	Pass	Vaughns, Tyler from Perez, Luis	4	2-13	MICH32

Total: 7 Rush: 1 Pass: 6

Breakdown

Total Chunk Plays	46
Passing	28
Rushing	18
Scoring	4
By Distance	
Rushes over 20 yds	5
Rushes over 30 yds	2
Rushes over 40 yds	1
Rushes over 50 yds	1
Passes over 30 yds	3
Passes over 40 yds	2
Passes over 50 yds	1
Passes over 60 yds	1
By Quarter	
1st Qtr	13
2nd Qtr	11
3rd Qtr	13
4th Qtr	9
OT	0
By Down	
1st Down	26
2nd Down	9
3rd Down	11
4th Down	0

Longest Plays
Rushing

77 yds by Ballage, Kalen vs. San Antonio Brahmas
33 yds by Ballage, Kalen vs. DC Defenders
24 yds by Ballage, Kalen vs. DC Defenders
24 yds by Payton, JaVonta vs. St. Louis Battlehawks
23 yds by Dae Hunter, Dae vs. Houston Roughnecks

Passing

63 yds rec by Burnett, Deontay from Perez, Luis vs. DC Defenders
40 yds rec by Cannella, Sal from Perez, Luis vs. Michigan Panthers
38 yds rec by Winstead, Isaiah from Perez, Luis vs. DC Defenders
29 yds rec by Cannella, Sal from Perez, Luis vs. Houston Roughnecks
29 yds rec by Vaughns, Tyler from Perez, Luis vs. Michigan Panthers

Arlington Renegades 2025 Season Stats
Top Performances
(As of May 12, 2025)



TOP PASSING PERFORMANCES (300+ YDS OR 4+ TDS)

QB	Yds	C-A	TD	Int	Opp
Luis Perez	314	25-34	2	0	MICH (05-10-25)

TOP RUSHING PERFORMANCES (100+ YDS OR 3+ TDS)

Rusher	Yds	Att	TD	Avg	Opp
Kalen Ballage	110	9	1	12.2	SA (03-29-25)
DeVeon Smith	3	3	3	1.0	SA (03-29-25)

TOP RECEIVING PERFORMANCES (100+ YDS OR 2+ TDS OR 6 RCPTS.)

Receiver	Yds	No	TD	Long	Opp
Tyler Vaughns	127	9	1	29	MICH (05-10-25)
Sal Cannella	92	6	1	40	MICH (05-10-25)
Isaiah Winstead	73	7	0	21	HOU (04-06-25)
Sal Cannella	52	6	0	26	BHM (04-11-25)
Sal Cannella	23	6	0	15	DC (04-27-25)

Arlington Renegades 2025 Season Stats
Big Plays
(As of May 12, 2025)



ARLINGTON RENEGADES BIG PLAY DIFFERENTIAL

Date	Opponent	Result	Arlington Renegades					Opponents					Diff
			Tot Plys	Big Rush	Big Pass	Big Plays	BP%	Tot Plys	Big Rush	Big Pass	Big Plays	BP%	
03-29-25	San Antonio Brahmas	W 33-9	57	5	1	6	10.5	53	5	6	11	19.3	-5
04-06-25	Houston Roughnecks	W 11-9	57	3	4	7	12.3	53	2	5	7	12.3	0
04-11-25	Birmingham Stallions	L 9-10	64	3	3	6	9.4	59	0	8	8	12.5	-2
04-19-25	St. Louis Battlehawks	W 30-15	50	1	2	3	6.0	62	2	3	5	10.0	-2
04-27-25	DC Defenders	L 33-37	57	3	7	10	17.5	72	4	6	10	17.5	0
05-02-25	St. Louis Battlehawks	L 6-12	51	2	5	7	13.7	50	2	2	4	7.8	3
05-10-25	Michigan Panthers	L 24-25	60	1	6	7	11.7	52	4	7	11	18.3	-4
Totals			396	18	28	46	11.6	401	19	37	56	14.0	-10

ARLINGTON RENEGADES TOXIC DIFFERENTIAL

Date	Opponent	Result	Arlington Renegades		Opponents		Turnover Diff	Big Play Diff	Toxic Differential
			Takeaways	Big Plays	Takeaways	Big Plays			
03-29-25	San Antonio Brahmas	W 33-9	0	6	1	11	-1	-5	-6
04-06-25	Houston Roughnecks	W 11-9	1	7	1	7	0	0	0
04-11-25	Birmingham Stallions	L 9-10	2	6	1	8	1	-2	-1
04-19-25	St. Louis Battlehawks	W 30-15	3	3	1	5	2	-2	0
04-27-25	DC Defenders	L 33-37	2	10	2	10	0	0	0
05-02-25	St. Louis Battlehawks	L 6-12	1	7	4	4	-3	3	0
05-10-25	Michigan Panthers	L 24-25	2	7	0	11	2	-4	-2
Totals			11	46	10	56	1	-10	-9

Arlington Renegades 2025 Season Stats
Drive and Stuffed Run Stats
(As of May 12, 2025)



				STUFFED RUSH PERCENTAGE					
Date	Opponent			Arlington Renegades			Opponents		
				Stuffed	Attempts	Stuffed%	Stuffs	Attempts	Stuffed%
03-29-25	San Antonio Brahmas	W	33-9	4	31	12.9	6	20	30.0
04-06-25	Houston Roughnecks	W	11-9	9	27	33.3	5	18	27.8
04-11-25	Birmingham Stallions	L	9-10	8	23	34.8	5	18	27.8
04-19-25	St. Louis Battlehawks	W	30-15	6	22	27.3	8	37	21.6
04-27-25	DC Defenders	L	33-37	5	19	26.3	7	24	29.2
05-02-25	St. Louis Battlehawks	L	6-12	4	25	16.0	7	26	26.9
05-10-25	Michigan Panthers	L	24-25	9	23	39.1	8	23	34.8
Total				170	45	26.5	166	46	27.7

ARLINGTON RENEGADES DRIVE STATS									
Date	Opponent	Drives	Scoring (TD/FG)	3andOut	5+ min	10+ play	75+ yds	OppTerr	AvgStart
03-29-25	San Antonio Brahmas	9	5 (4/1)	1	2	2	2	2	44
04-06-25	Houston Roughnecks	11	2 (1/1)	3	1	1	1	2	36
04-11-25	Birmingham Stallions	10	3 (0/3)	1	1	1	0	1	30
04-19-25	St. Louis Battlehawks	11	2 (2/0)	5	0	0	0	2	38
04-27-25	DC Defenders	12	6 (3/3)	3	0	1	1	1	36
05-02-25	St. Louis Battlehawks	10	2 (0/2)	3	2	2	0	1	28
05-10-25	Michigan Panthers	8	6 (2/4)	1	2	2	1	1	31
Totals		71	26 (12/14)	17	8	9	5	10	35
Percentages			36.6% (16.9% / 19.7%)	23.9%	11.3%	12.7%	7.0%	14.1%	

OPPONENT DRIVE STATS									
Date	Opponent	Drives	Scoring (TD/FG)	3andOut	5+ min	10+ play	75+ yds	OppTerr	AvgStart
03-29-25	San Antonio Brahmas	9	2 (1/1)	2	2	1	1	0	28
04-06-25	Houston Roughnecks	11	2 (1/1)	4	1	0	0	1	35
04-11-25	Birmingham Stallions	9	2 (1/1)	1	0	2	1	0	26
04-19-25	St. Louis Battlehawks	12	3 (0/3)	3	1	2	0	1	31
04-27-25	DC Defenders	13	6 (5/1)	2	1	2	0	3	41
05-02-25	St. Louis Battlehawks	11	3 (1/2)	3	1	0	0	2	43
05-10-25	Michigan Panthers	7	4 (3/1)	1	1	2	1	0	27
Totals		72	22 (12/10)	16	7	9	3	7	34
Percentages			30.6% (16.7% / 13.9%)	22.2%	9.7%	12.5%	4.2%	9.7%	